

Agenda – Climate Change, Environment and Rural Affairs Committee

Meeting Venue:

Committee Room 3 – Senedd

Meeting date: 18 October 2018

Meeting time: 09.00

For further information contact:

Marc Wyn Jones

Committee Clerk

0300 200 6363

SeneddCCERA@assembly.wales

1 Introductions, apologies, substitutions and declarations of interest

2 Inquiry into the impact of microplastic pollution in Welsh waterways: evidence session three

(09.00 – 09.50)

(Pages 1 – 18)

Steve Wilson, Managing Director of Wastewater Services – Dŵr Cymru

Attached Documents:

Research Brief

Paper – Dŵr Cymru

3 Inquiry into the impact of microplastic pollution in Welsh waterways: evidence session four

(09.50 – 11.00)

(Pages 19 – 26)

Dr Chris Sherrington, Head of Environmental Policy and Economics – Eunomia

Simon Hann, Life Cycle Assessment Specialist – Eunomia

Attached Documents:

Paper – Eunomia



Break (11.00 – 11.15)

4 Inquiry into the impact of microplastic pollution in Welsh waterways: evidence session five

(11.15 – 12.15)

(Pages 27 – 44)

Imogen Napper, Research Fellow Defra Microplastic Research – Plymouth University

David Jones, Just One Ocean

Attached Documents:

Paper – Imogen Napper

Paper – Just One Ocean

5 Paper(s) to note

5.1 Correspondence from the Chair of Petitions Committee – P-05-829 Ban Single Use Plastic Items in Wales

(Pages 45 – 46)

Attached Documents:

Paper – PtN P-05-829 Petitions Chair to Chair

6 Motion under Standing Order 17.42 to resolve to exclude the public from the meeting for items seven and eight

7 Inquiry into the impact of microplastic pollution in Welsh waterways: consideration of oral evidence received under items two, three and four

(12.15 – 12.25)

8 Discussion of forward work programme

(12.25 – 12.30)

(Pages 47 – 58)

Attached Documents:

Paper

Document is Restricted

Cynulliad Cenedlaethol Cymru | National Assembly for Wales
Y Pwyllgor Newid Hinsawdd, Amgylchedd a Materion Gwledig | Climate
Change, Environment and Rural Affairs Committee
Ymchwiliad Microblastigau | Microplastic Inquiry
Ymateb gan : Dŵr Cymru
Evidence from : Dŵr Cymru

1. Thank you for inviting Dŵr Cymru Welsh Water to submit evidence to the important inquiry into microplastics being undertaken by the National Assembly's Climate Change, Environment and Rural Affairs Committee.
2. These comments are from Dŵr Cymru Welsh Water, the statutory water and sewerage undertaker that supplies over three million people in Wales and some adjoining parts of England. We are owned by Glas Cymru, a single purpose, not-for-shareholder company. We provide essential public services to our customers by supplying their drinking water and then carrying away and dealing with their wastewater. In this way we make a major contribution to public health and to the protection of the Welsh environment. Our services are also essential to sustainable economic development in Wales.
3. Our answers to the four questions posed by the Committee are below.

Question 1 - To what extent are microplastics, including synthetic microfibers, a problem within Wales' aquatic environment? How does this impact on environmental and human health?

4. The accumulating body of academic research seems to suggest that microplastics may have become ubiquitous in the aquatic environment. The presence of microplastics in the marine environment is well documented in popular media, there is less evidence on the presence and quantity of microplastics in the freshwater environment.
5. With regard to the aquatic environment of Wales the best data we are aware of is contained within a recent paper from Cardiff University (<https://orca.cf.ac.uk/113345/8/Windsor%20et%20al%20STOTEN%20Microplastics.pdf>) which assessed microplastic ingestion by riverine macroinvertebrates in South Wales and observed that microplastics were identified in approximately 50% of macroinvertebrate samples; that ingestion of microplastics was observed in all taxa, across all sites, and that there was no difference in microplastic burden observed downstream of sewage treatment works.
6. With regard to human health: We understand that the World Health Organisation (WHO) is to launch a review into the potential health risks of plastic in drinking

water, assessing the latest research into the spread and impact of microplastics. WHO research is generally very authoritative, so its review is an important step forward.

7. The UK water industry has commissioned its research arm, UKWIR, to undertake research into the presence or risks arising from nanoparticles and microplastics in our processes. This is described in more detail below in our answer to question 3.
8. In February 2018, the European Commission announced a proposal to update the EU's Drinking Water Directive and has published an initial draft, which is available here. https://eur-lex.europa.eu/resource.html?uri=cellar:8c5065b2-074f-11e8-b8f5-01aa75ed71a1.0016.02/DOC_1&format=PDF . It usually takes several years of negotiation and redrafting before a proposed Directive is formally adopted, at which point it becomes an obligation on Member States. Assuming that an updated Directive is eventually adopted, the UK will have left the EU by that time. However, it is interesting to note that the Commission's proposal includes references to microplastics, including the need for further research, demonstrating the increasing international recognition that this is an area warranting greater understanding of the scale of the problem and its implications.

Question 2 - What are the main sources of microplastic pollution, including microfibers?

9. The most comprehensive study that we are aware of is "*Investigating Options for Reducing Releases in the Aquatic Environment of Microplastics Emitted by Products*" published in February 2018. It was prepared for the European Commission by ICF in association with Eunomia and partners, and focuses on microplastics that are created throughout the life cycle of a product from wear and tear.
10. The report concluded that automotive tyres, loss of pre-production plastic pellets, road markings and the washing of synthetic clothing are the largest contributors of microplastics to the aquatic environment in Europe. The report may be accessed here: <http://www.eunomia.co.uk/reports-tools/investigating-options-for-reducing-releases-in-the-aquatic-environment-of-microplastics-emitted-by-products/>
11. To our knowledge, there is little reliable data on the proportion of microplastics in the environment arising from the abrasion of larger (macro) plastics such as marine litter.

Question 3 - How comprehensive is our knowledge about the scale of microplastic pollution and its effects? What should the research priorities be?

12. The UK water industry wants to develop a better understanding of the occurrence and types of plastics in its processes. Largely at the instigation of Dŵr Cymru, the water sector has commissioned its research arm, UKWIR, to undertake a major research project in this area.

13. The project, entitled "*Sink to River - River to Tap - A review of Potential Risks from Nano-particles and Microplastics*", began in April. It is designed to give the water industry a clearer understanding of any presence or risks arising from nanoparticles and microplastics.
14. The project will assess the quantity and type (and hence potential source) of microplastics in - treated wastewater effluent; discharges from the sewerage system; drinking water leaving water treatment works (should any be found); sludges arising from water treatment; and treated sewage sludge (biosolids).
15. The project will also help to confirm the best analytical methods to assess the type, the size and the quantity of microplastics throughout the whole water and sewerage system. There is a fundamental challenge for the research community to develop and define analytical techniques to quantify and enumerate microplastics.
16. In addition, Exeter University, in conjunction with UKWIR as industrial collaborator, are offering a four year fully funded PhD opportunity on microplastics in wastewater which will look at the complexities involved in the microplastics quantification, characterisation and toxicity potential assessment and then explore the effectiveness of available treatments.
17. Subject to approval by UKWIR Board, and taking on board the findings from the current project, there will be further research on microplastics starting in 2019.
18. More research is needed to understand the proportion of microplastics arising from macro-plastic abrasion in the environment.

Question 4 - What is currently being done to minimise the release of microplastics into the environment? What more can be done, and by whom, to address this issue within Wales?

19. It is Dŵr Cymru's view that the only way to reduce the problem of plastics, including microplastics, entering the aquatic environment is by tackling the problem at source. Dŵr Cymru therefore very much welcomed the Welsh Government's ban that came into force at the end of June 2018 on the manufacture or supply of personal care products plastic microbeads in 'rinse off' personal care products. The Welsh Government's long-established plastic bag levy was also very far-sighted.
20. We believe that, as a general policy, the use of non-biodegradable products - including plastics - in nonessential products should be discouraged, particularly if they are likely to find their way into the aquatic environment and there are already environmentally-friendly alternative materials. Priority for action should be given to products where alternatives already exist.
21. Cotton buds are a good example. Their plastic stems blight many beaches (see <https://www.cottonbudproject.org.uk/news/item/44-mcs-gbbc-report-2016.html>).

Paper is a well-established, biodegradable alternative material for cotton buds and they are already stocked by many retailers. We understand that the Scottish Government and Defra are proposing legislation to ban plastic cotton buds and we would welcome a similar move here in Wales.

22. Although plastic items should not be disposed of into the sewer, many items are unfortunately flushed down the toilet. Our wastewater treatment processes and screens catch most plastics of a certain size: for example, our treatment processes catch most items of over 6mm in two dimensions and current estimates within the ICF report mentioned above are that 80% to 95% of plastic microfibrils are retained within the treatment process.
23. However, most sewage treatment processes rely on settling out solids: materials that are more buoyant may pass through the treatment process and enter the aquatic environment. There are no waste water treatment processes specifically designed to capture plastic microbeads, so waste water treatment is currently not a viable, reliable intervention. Nor is there a nationally agreed methodology for measuring microplastics (or plastics more generally) before and/or after treatment.
24. In terms of items that should not be disposed of down the drain, the water industry is having to cope with increasing numbers of wet wipes and other products which contain plastics being flushed into our sewers. Many wet wipes contain plastic fibres and, because they are often used to cleanse cosmetics, they are also a vehicle for the transmission of cosmetics microbeads into the sewer. Wet wipes are the cause many sewer blockages, especially when combined with fats and grease also illegally put into the sewer to form “fatbergs” (there are around 2,000 sewer blockages every month in Wales).
25. Through our “Let’s Stop the Block” campaign, Dŵr Cymru tries to educate our customers about the problems caused by what we call sewer misuse, such as sewer blockages and, in turn, flooding, as well as environmental issues. In a pan-industry initiative in which Dŵr Cymru is playing a leading role, the sewerage sector has made a concerted effort during the last year or so, taking every media and other opportunity to educate the public about the impact of sewer misuse, particularly through the disposal of wet wipes.
26. A recent example was the Volvo Ocean Race’s visit to Cardiff Bay. One of the themes of Volvo’s event was the need to reduce plastic pollution in our oceans. Dŵr Cymru took the opportunity to hold interactive sessions which were attended by over 500 adults and children, informing them about the water cycle and the environmental impacts of sewer abuse. We also handed out reusable plastic bottles as we are keen to promote the “water refill” message as a way of reducing plastic bottles in the environment.

27. Our experience of educating customers tells us that making the connection between individual behaviours and consequence for services and the environment does make a difference. If people realise that inappropriate disposal of personal products can harm the environment, they will be less likely to do so.
28. The water industry has been working with the manufacturers of products such as wet wipes (which get flushed down peoples' toilets), on a joint "flushability" test and related logos for over four years – reaching agreement on this has not been possible. We would therefore ask Government to consider regulatory options to ensure that all wet wipe type products that fail the new Water Industry flushability test have to display a clear, bold and prominent 'do not flush' logo on all packaging. This would support our message, and allow customers to respond in a responsible way.
29. I hope that this evidence will inform your understanding of the sewerage industry's perspective on this issue and the various measures we are already taking. I stand ready to appear before your Committee to elaborate on this evidence if you would find that useful.

Steve Wilson,
Managing Director of Waste Water Services

Agenda Item 3

Cynulliad Cenedlaethol Cymru | National Assembly for Wales

Y Pwyllgor Newid Hinsawdd, Amgylchedd a Materion Gwledig | Climate Change, Environment and Rural Affairs Committee

Ymchwiliad Microblastigau | Microplastic Inquiry

Ymateb gan : Eunomia

Evidence from : Eunomia

Eunomia Research & Consulting Ltd. (Eunomia) welcomes this inquiry, and the opportunity to submit evidence. In recent years Eunomia has undertaken several studies exploring the sources, pathways and impacts of microplastics, and developing evidence-based recommendations for policymakers as to how best to address this issue.^{1,2,3,4}

It's worth noting that knowledge of the impacts of microplastics (not only in the marine environment, but also in freshwater bodies, soil and air) is far from complete, as this is an emerging field of research. However, while we may not fully understand the impacts, it appears fair to say that the more we learn, the greater the apparent cause for concern. Accordingly, there is a strong argument that the precautionary principle should be applied, and we should do all that can reasonably be done within the bounds of acceptable cost to prevent the generation of microplastics at source.

Indeed, this principle is enshrined in EU Law. Article 191(2) of the Treaty on the Functioning of the European Union (TFEU) states that:⁵

¹ Eunomia Research & Consulting (2018) Investigating Options for Reducing Releases in the Aquatic Environment of Microplastics Emitted by Products, Report to DG Environment of the European Commission, February 2018, available at <http://www.eunomia.co.uk/reports-tools/investigating-options-for-reducing-releases-in-the-aquatic-environment-of-microplastics-emitted-by-products/>

² Eunomia Research & Consulting (2017) Options for Reducing Emissions of Pre-production Plastic Pellets, Powders and Flakes, Report to Fidra, available at <http://www.eunomia.co.uk/reports-tools/options-for-reducing-emissions-of-pre-production-plastic-pellets-powders-and-flakes/>

³ Eunomia Research & Consulting (2016) Study to Support the Development of Measures to Combat a Range of Marine Litter Sources, Report to DG Environment of the European Commission, available at <http://www.eunomia.co.uk/reports-tools/study-to-support-the-development-of-measures-to-combat-a-range-of-marine-litter-sources/>

⁴ Eunomia Research & Consulting (2016) Measures to Prevent Marine Plastic Pollution: The Trouble with Targets and the Merit of Measures, September 2016, available at <http://www.eunomia.co.uk/reports-tools/measures-to-prevent-marine-plastic-pollution/>

⁵ OJEU (2012) Consolidated Version of The Treaty on the Functioning of the European Union, Official Journal of the European Union, 26th October 2012, available at <http://eur-lex.europa.eu/legal-content/EN/TXT/PDF/?uri=CELEX:12012E/TXT&from=EN>

Union policy on the environment shall aim at a high level of protection taking into account the diversity of situations in the various regions of the Union. It shall be based on the precautionary principle and on the principles that preventive action should be taken, that environmental damage should as a priority be rectified at source and that the polluter should pay.

We respond briefly below to the specific points as requested in the terms of reference. Significant further detail on measures to tackle specific sources of microplastics is available in our recent report for DG Environment of the European Commission, entitled “Investigating Options for Reducing Releases in the Aquatic Environment of Microplastics Emitted by Products”. This is available at <http://www.eunomia.co.uk/reports-tools/investigating-options-for-reducing-releases-in-the-aquatic-environment-of-microplastics-emitted-by-products/>

To what extent are microplastics, including synthetic microfibers, a problem within Wales’ aquatic environment? How does this impact on environmental and human health?

- 1) We do not have any evidence of our own specific to the Welsh aquatic environment, but note that there is a rapidly growing literature on the reported prevalence of microplastics in a range of different environmental compartments.
- 2) In terms of environmental and human health impacts, we do not yet have a full picture, especially in relation to human health. There are numerous negative impacts reported in the literature in respect of marine fauna, and we also know that humans consume microplastics (through eating shellfish, for example) and potentially breathing in airborne microplastic particles.⁶ However, in terms of the associated impacts on human health, many questions remain unanswered – predominantly because sufficient research has not yet been undertaken given the relatively short period to date in which this topic has been of interest to the research community.⁷

What are the main sources of microplastic pollution, including microfibres?

- 3) In our recent study for the European Commission we calculated the extent of source generation of different types of microplastics in the EU, and their fate. This is shown in Figure 1 (using midpoints). The estimated ranges for

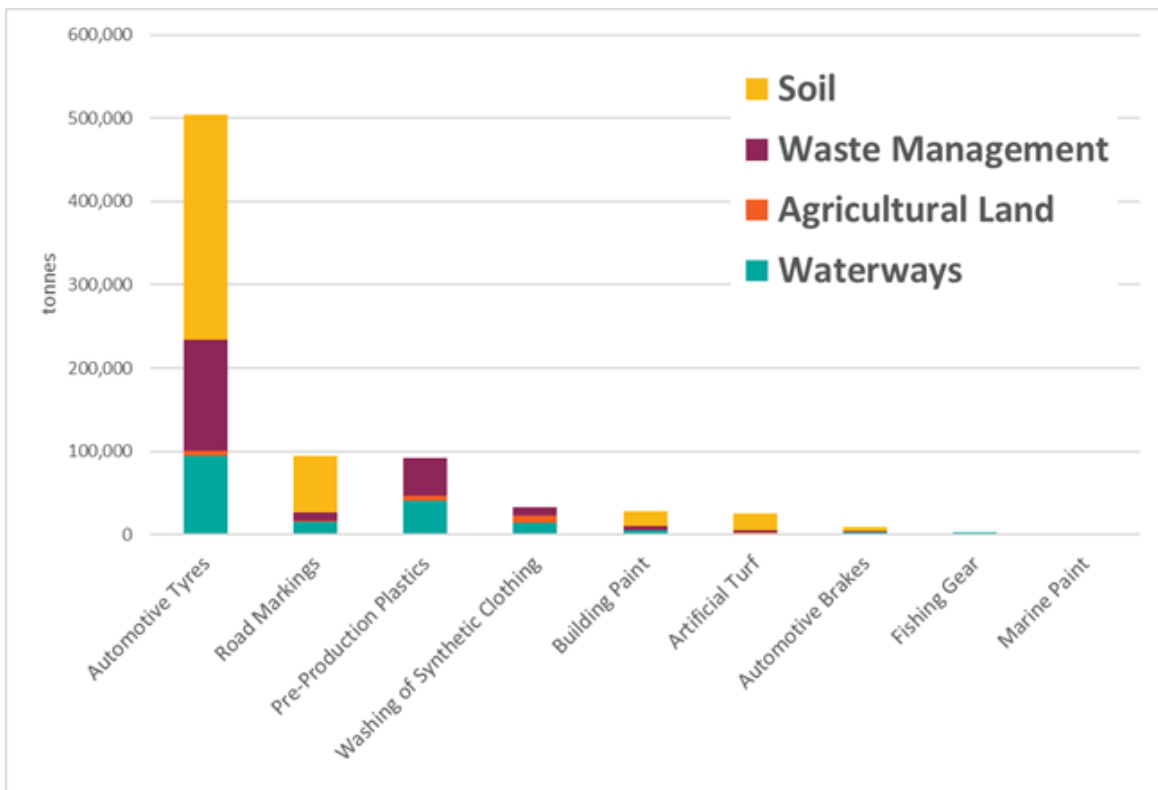
⁶ Prata, J., C. (2018) Airborne microplastics: Consequences to human health? Environmental Pollution, March 2018, Volume 234, pp115-126, available at <https://www.sciencedirect.com/science/article/pii/S0269749117307686>

⁷ See Kontrick, A. (2018) Microplastics and Human health: Our Great Future to Think About Now, Journal of Medical Toxicology, June 2018, Volume 14, Issue 2, pp 117-119, available at <https://link.springer.com/article/10.1007/s13181-018-0661-9>

microplastics being emitted to surface waters each year at the EU level are shown in Figure 2.

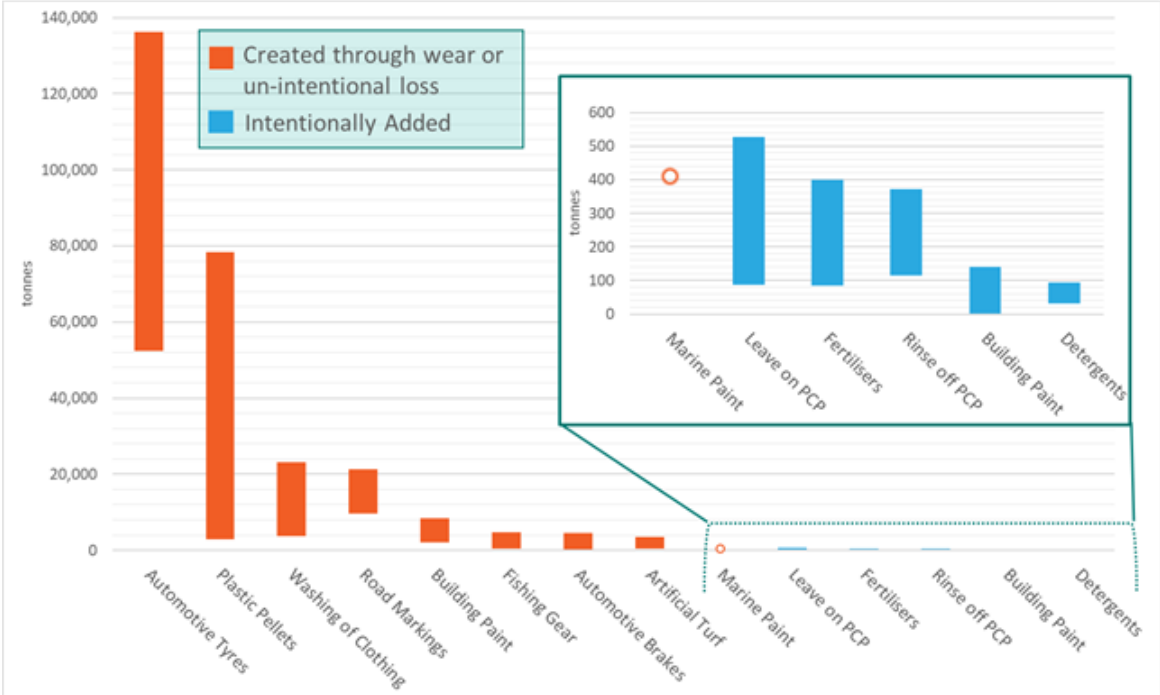
- 4) While one might attempt a 'rough estimate' by pro-rating such figures to Wales on the basis of relative population, we would caution that this would not be appropriate. Our preference would be to build up a Wales-specific estimate using our knowledge of the different components that affect releases and pathways.

Figure 1: Source Generation and Fate of Microplastics from Wear and Tear in the EU (midpoint)



Source: Eunomia Research & Consulting (2018)

Figure 2: Annual Emissions of Microplastics to EU Surface Waters (Upper and Lower Ranges)



Source: Eunomia Research & Consulting (2018)

How comprehensive is our knowledge about the scale of microplastic pollution and its effects? What should the research priorities be?

- 5) In general terms, a reasonable amount is known about the overall scale of microplastic generation, although there are numerous associated uncertainties – especially when trying to establish the fate of the microplastics subsequent to their initial release.
- 6) By contrast, our understanding of impacts is far from complete, which is not surprising, given that research interest in microplastics is itself relatively recent.
- 7) While further research to improve knowledge of the impacts will be helpful, our current lack of knowledge on the full range of impacts should not be seen as a reason to forestall preventative action to reduce losses in the first place.

What is currently being done to minimise the release of microplastics into the environment? What more can be done, and by whom, to address this issue within Wales?

- 8) In our most recent study for DG Environment we outlined the priority measures that should be taken forwards to reduce the loss of microplastics from key sources including:⁸
 - a. Vehicle tyre wear;
 - b. Plastic pellets/powders and flakes;
 - c. Synthetic clothing; and
 - d. Artificial turf infill.
- 9) For **vehicle tyre wear**, the solution proposed at the EU-level was for
 - a. the development of a standard measure of tyre tread abrasion rate;
 - b. the subsequent inclusion of tyre tread abrasion rates on the EU Tyre Label; and
 - c. using the Type Approval Regulation to restrict the worst performing tyres (in respect of tyre tread abrasion) from the market.
- 10) It was also noted that exploring the potential of techniques to capture tyre particles adjacent to roads – through existing approaches such as gully pot emptying, or through wider roll-out of sustainable drainage techniques – would have merit, albeit they would not prevent the generation of such microplastics at source. Improved roadside capture would, however, also be effective in capturing microplastics from other sources such as road markings, paint, and brake wear.
- 11) Welsh Government may have limited ability to influence the development of a standardised measure of tyre tread abrasion rate (which is anticipated to deliver wider benefits in terms of safety and GHG emissions) beyond providing political support from Wales for such an approach.
- 12) However, action could be taken in Wales on research into appropriate techniques for the capture of tyre particles at the roadside, and how this might be configured to deliver the widest possible range of co-benefits (i.e. trapping other pollutants in road run-off), capturing air-borne pollutants through green infrastructure etc.
- 13) More directly, there is considerable potential in Wales to bring about modal shift away from private motor vehicles, and especially towards methods of active travel such as walking and cycling. Indeed a recent academic paper looking at travel behaviour in Cardiff states that ‘taking into account individual travel patterns and constraints, walking or cycling could realistically substitute for 41% of short car trips’.⁹ Alongside delivering wider health benefits from increased

⁸ Eunomia Research & Consulting (2018) Investigating Options for Reducing Releases in the Aquatic Environment of Microplastics Emitted by Products, Report to DG Environment of the European Commission, February 2018, available at <http://www.eunomia.co.uk/reports-tools/investigating-options-for-reducing-releases-in-the-aquatic-environment-of-microplastics-emitted-by-products/>

⁹ Neves, A., Brand, C. (2018) Assessing the potential for carbon emissions savings from replacing short car trips with walking and cycling using a mixed GPS-travel diary approach, Transportation Research Part A

physical activity, improved air quality and reduced noise, such a shift, replicated across other areas where short car trips can be displaced, would serve directly to significantly reduce the emissions of tyre wear microplastics at source.

- 14) It's worth also noting that tyre wear microplastics contribute to airborne particulate pollution. With the anticipated increase in uptake of electric vehicles, and associated decline in the use of diesel and petrol vehicles, tailpipe emissions of particulate matter will decline, meaning that those from tyre wear (and brake wear) will constitute a greater relative proportion of airborne particulate emissions. Given that electric vehicles (to date at least) tend to be heavier than diesel or petrol equivalents, they will tend to generate tyre wear microplastics at a higher rate, meaning that *absolute* emissions from tyre wear could be expected to increase over time as the shift to electric vehicles continues.
- 15) For **plastic pellets, powders and flakes**, the recommended approach in our study for the European Commission was for a European Regulation requiring supply chain accreditation. This would require those placing a certain amount of plastics on the market (starting with those placing the greatest amount on the market, then tightening the requirement over time to cover those placing smaller amounts on the market) to demonstrate that their entire supply chain adheres to best practice in terms of preventing and containing spills.
- 16) The European Commission, in Annex I to the Plastics Strategy, published in January of this year, presents a list of future EU measures to implement the Strategy.¹⁰ Under 'actions to curb microplastics pollution', one of the noted actions is 'development of measures to reduce plastic pellet spillage (e.g. certification scheme along the plastic supply chain and/or Best Available Techniques reference document under the Industrial Emissions Directive).
- 17) In our study, we strongly recommended that a supply chain approach would be preferable, as this would have a much greater impact (given that supply chains extend outside the EU) and would mean that producers in the EU would not be placed at a disadvantage relative to those outside the EU.
- 18) Wales could, of course, seek to be a pioneer in establishing the supply chain approach, through working with leading firms to establish that best practice is indeed being implemented through their own supply chains. This could also be undertaken through engagement directly with plastics converters in Wales (those who take the pellets and turn them into products or packaging), potentially as

¹⁰ See https://eur-lex.europa.eu/resource.html?uri=cellar:2df5d1d2-fac7-11e7-b8f5-01aa75ed71a1.0001.02/DOC_2&format=PDF

part of (or an additional aspect to) the work being taken forward by WRAP Cymru in relation to a route map for plastic recycling in Wales.¹¹

- 19) For **synthetic clothing**, the key challenge is in determining a standard measurement method that will identify the extent to which different factors (such as the nature of the material, the construction method, and the washing technique) affect the release of different types of fibres.
- 20) The development of such a standard is a pre-requisite to the introduction of effective measures which might include setting a maximum threshold for fibre release, and the development of product labelling.
- 21) Such a test is also required to assist in considerations of how the size of financial contributions from synthetic clothing producers to the cost of capture of microfibres (either in washing machines or in wastewater treatment works) might be calculated under a possible extended producer responsibility (EPR) approach.
- 22) Welsh research institutions could help to expand understanding in this area, and contribute to the discussion about how a standard test should be designed. Research could also usefully be undertaken to determine possible technological solutions to capturing microplastics released during washing, and also in separating out microplastics from waste water. At present, capture of microplastics from waste water comprises of capture within sewage sludge. It would be preferable to capture microplastics separately from the sewage sludge, as the latter is typically spread to agricultural land.
- 23) For **artificial turf infill**, which is typically derived from rubber crumb from used vehicle tyres, there are a number of best practice activities that can be implemented in order to minimise the loss (which is estimated at between 1 and 5 tonnes per pitch per year). In our report to the European Commission we recommended:
 - a. Best practice guidance on the prevention of infill loss, and the potential for use of natural infill materials, to be developed by FIFA and World Rugby;
 - b. Best practice guidance to be incorporated by FIFA and World Rugby as part of their accreditation scheme for pitches and thus a requirement for those who wish to be (or remain) accredited;
 - c. Subsequent broadening of the requirement such that any public body that owns or manages an artificial sports pitch has to adhere to the best practice guidance on preventing infill loss; and
 - d. In due course, through regulation, for any organisation that owns or manages an artificial sports pitch to be required to adhere to the best practice guidance on preventing infill loss.

¹¹ See WRAP Cymru (2018) Towards a Route Map for Plastic Recycling: Creating Circularity for Plastics in Wales, available at <http://www.wrapcymru.org.uk/sites/files/wrap/Wales%20Plastics%20Route%20Map%20Final%20v5.pdf>

24) To date, this has not been taken forward by the European Commission, FIFA or World Rugby. There is clear potential here for Wales to take a strong leadership role in this area and establish a world-leading approach to best practice management of artificial turf infill.

If you have any questions on our evidence, please do not hesitate to get in touch.

Dr Chris Sherrington

Head of Environmental Policy & Economics, Eunomia Research & Consulting Ltd



Contents lists available at ScienceDirect

Marine Pollution Bulletin

journal homepage: www.elsevier.com/locate/marpolbul

Characterisation, quantity and sorptive properties of microplastics extracted from cosmetics

Imogen E. Napper^{a,*}, Adil Bakir^{a,b}, Steven J. Rowland^b, Richard C. Thompson^a

^a Marine Biology and Ecology Research Centre (MBERC), School of Marine Science and Engineering, Plymouth University, Drake Circus, Plymouth, Devon PL4 8AA, United Kingdom

^b Petroleum and Environmental Geochemistry Group (PEGG), School of Geography, Earth and Environmental Sciences, Plymouth University, Drake Circus, Plymouth, Devon PL4 8AA, United Kingdom

ARTICLE INFO

Article history:

Received 8 June 2015

Revised 9 July 2015

Accepted 13 July 2015

Available online xxxx

Keywords:

Microplastic
Exfoliating microbeads
Polyethylene
Ocean pollution
Contaminant

ABSTRACT

Cosmetic products, such as facial scrubs, have been identified as potentially important primary sources of microplastics to the marine environment. This study characterises, quantifies and then investigates the sorptive properties of plastic microbeads that are used as exfoliants in cosmetics. Polyethylene microbeads were extracted from several products, and shown to have a wide size range (mean diameters between 164 and 327 μm). We estimated that between 4594 and 94,500 microbeads could be released in a single use. To examine the potential for microbeads to accumulate and transport chemicals they were exposed to a binary mixture of ^3H -phenanthrene and ^{14}C -DDT in seawater. The potential for transport of sorbed chemicals by microbeads was broadly similar to that of polythene (PE) particles used in previous sorption studies. In conclusion, cosmetic exfoliants are a potentially important, yet preventable source of microplastic contamination in the marine environment.

© 2015 Published by Elsevier Ltd.

1. Introduction

Plastics provide a diverse range of inexpensive, lightweight, strong, durable and corrosion-resistant products (Thompson et al., 2009b). The success of plastics as materials has been substantial and they are used in a wide range of applications. This versatility, together with their low cost, has resulted in the annual worldwide production of around 300 million tonnes (Plastics Europe, 2014). Approximately 50% of production is used to make packaging, much of which is used in disposable applications. This creates a major waste management problem, with plastics accounting for approximately 8–10% of all the waste generated in the UK (Barnes et al., 2009; Hopewell et al., 2009).

Around 700 species of marine organism have been reported to encounter marine debris in the natural environment, with plastic debris accounting for over 90% of these encounters (Gall and Thompson, 2015). Large plastic items, such as discarded fishing rope and nets, can cause entanglement of invertebrates, birds, mammals, and turtles (Carr, 1987; Eerkes-Medrano et al., 2015; Fowler, 1987; Laist, 1997) but the marine environment is also contaminated with much smaller microplastics particles (defined by NOAA as <5 mm). These have been reported at the sea surface

(Law and Thompson, 2014), on shorelines (Claessens et al., 2011), and on the sea bed (Van Cauwenberghe et al., 2013). The sources of microplastics include fragmentation of larger items (secondary sources), and direct inputs of microplastic sized particles, such as microbeads used in cosmetics and pre-production pellets (primary sources). It is important to understand the relative importance of these sources as well as the size and abundance of microplastic particles released, since this will influence encounter rate and availability to biota (Teuten et al., 2007; Thompson et al., 2009a; Cole et al., 2011).

There is growing evidence that the amount of microplastics in marine waters is increasing, with unknown ecotoxicological consequences (Goldstein et al., 2012). Fendall and Sewell (2009) reported on microbeads used as “scrubbers” in cosmetics products, which they described as being up to 500 μm in diameter, being released into the natural environment and potentially available to organisms. Ingestion of microplastics, has been reported for a wide range of marine organisms including deposit and suspension feeders (Browne et al., 2008; Graham and Thompson, 2009), crustaceans (Murray and Cowie, 2011), fish (Boerger et al., 2010), marine mammals (Denuncio et al., 2011), and seabirds (Avery-Gomm et al., 2012; Van Franeker et al., 2011). However, the extent, if any, to which chemicals sorbed onto, or incorporated into plastics can desorb from plastic particles, and transfer to the tissues of marine organisms is less clear. Recent experimental trials provide evidence for the role of plastics in the transfer of chemicals with

* Corresponding author.

E-mail address: Imogen.Napper@Plymouth.ac.uk (I.E. Napper).

subsequent adverse physiological effects (Besseling et al., 2013; Rochman et al., 2013), but studies based on bioaccumulation models concluded that the transfer of contaminants from plastics to marine organisms upon ingestion is of limited importance compared to other pathways (Gouin et al., 2011; Koelmans et al., 2013).

Microplastics have been used to replace natural exfoliating materials (for example, pumice, oatmeal, apricot or walnut husks) in cosmetics and have been reported in a variety of products such as hand-cleansers, soaps, toothpaste, shaving foam, bubble bath, sunscreen, shampoo and facial scrubs (Fendall and Sewell, 2009; Gregory, 1996; Zitko and Hanlon, 1991; UNEP, 2015).

Industry uses the terms ‘microbeads’ to describe microplastic particles present as ingredients in personal care and cosmetic products; they may also be called microspheres, nanospheres, plastic particulates (UNEP, 2015). Around 93% of the ‘microbeads’ used in cosmetics are polyethylene (PE), but they can also be made of polypropylene (PP), PE terephthalate (PET), polymethyl methacrylate (PMMA) and nylon (Gouin et al., 2015; Eriksen et al., 2013; UNEP, 2015). Microbeads are likely to be transported to wastewater treatment plants, where some will be captured in oxidation ponds or sewage sludge. However, due to their small size, it is anticipated that a substantial proportion will pass through filtration systems and enter aquatic environments (Fendall and Sewell, 2009).

Leslie et al. (2013), examined wastewater treatment plants that discharge into the North Sea, the Oude Maas River or the North Sea Canal and reported that the treated effluent contained on average 52 pieces of microplastics/L. Eriksen et al. (2013) also reported substantial amounts of multi-coloured microplastic spheres in surface waters of the Laurentian Great Lakes of the United States which were suspected to originate from consumer products. This provides evidence that microplastics are not all captured in sewage sludge of wastewater treatment plants and is of broad concern, since treated effluent from sewage disposal sites is discharged into a range of water bodies, including into inland waters, estuaries and the sea (DEFRA, 2002).

Gouin et al. (2011) estimated that the per capita consumption of microplastic used in personal care products for the U.S. population, based on the usage of PE microplastic beads used in personal care products, was approximately 2.4 mg per person⁻¹ per d⁻¹, indicating that the U.S. population may be emitting an estimated 263 tonnes per yr⁻¹ of PE microplastic (Gouin et al., 2011). To set this into perspective, in terms of its contribution to marine litter, this annual quantity is approximately equivalent to 25% of the total mass of plastic that is estimated to have accumulated in the North Atlantic Subtropical Gyre (Law et al., 2010; Gouin et al., 2011).

Facial scrubs are one type of cosmetic which contains microplastics as exfoliating agents. Due to this, such products could contribute microplastics contamination to the marine environment. Despite concerns about the potential for products containing microbeads to represent a major source of microplastics to the environment, only one study has measured microplastics in facial scrubs (Fendall and Sewell, 2009), and there are no peer reviewed publications confirming the type or quantity of microplastic polymers used in facial scrubs. Here we examined six brands of facial scrubs manufactured by three companies and describe the microplastics (plastic microbeads) present, in terms of polymer type, colour, size, weight and abundance. We also investigated the sorptive properties of the microplastics in relation to the potential for transport of the POPs phenanthrene (Phe) and dichlorodiphenyltrichloroethane (DDT) and compared them with commercially available PE particles previously used in adsorption/desorption studies of persistent organic pollutants (POPs) (Bakir et al., 2012, 2014a,b; Teuten et al., 2007).

2. Methods

2.1. Sample preparation

Six major brands of facial scrubs were chosen, based on their prevalence in major supermarkets close to Plymouth UK. All of the products listed in their ingredients that they contained PE. Four replicates of each product were purchased, with each replicate sourced from a different supermarket to provide a representative sample.

Since the specific brand names of the products are not of particular relevance, they were labelled A–F.

Each facial scrub was a viscous liquid (A–D contained 150 mL of product, E contained 125 mL). The contents were subjected to vacuum filtration to obtain the plastic particles. The procedure required mixing each product in approximately 1 L of boiling water, followed by vacuum filtration over Whatman N°4 filter paper, then drying at 30 °C to constant weight. Once dry, the particles were weighed by Precisa 2200C weighing scales and the residues were transferred into separate glass vials. A Kruskal–Wallis test was performed on the data, using R studio, to test whether the amount of microplastics per unit volume extracted differed between products ($p < 0.05$). This was followed by a *post-hoc* Nemenyi-Test to find which specific products significantly differed.

2.2. Visualisation and identification

Microplastics from each product were identified using Fourier transform infra-red spectroscopy (FTIR), using a Hyperion 1000 microscope (Bruker) coupled to an IFS 66 spectrometer (Bruker). The spectra obtained were compared to a spectral database of synthetic polymers (Bruker I26933 Synthetic fibres ATR library).

Some non-plastic residues were extracted and separated from the plastic particles using Endecotts woven wire sieves of varying mesh size. The mass of plastic particles was recorded.

A Malvern Mastersizer 2000 laser particle sizer (MM2) was used to measure the size–frequency distributions (SFDs) of the extracted plastic into sixty-eight different sized bands with logarithmic spacing (range 0.015–2000 µm; Woolfe and Michibayashi, 1995). The resultant particle size distributions were expressed as a volume weighted mean from an average of twenty five measurements per product. The mean for each product was then calculated.

The number of plastic particles in each product, N , was estimated, assuming the particles were of spherical shape, using the following equations:

$$V_t = \frac{Mt}{D} \quad (i)$$

$$V(\text{avg particle}) = \frac{4}{3}\pi r^3 \quad (ii)$$

$$N = \frac{V_t}{V(\text{avg particle})} \quad (iii)$$

where V_t is the total volume of plastic extracted, Mt is the total mass of plastic extracted, D is the density, $V(\text{avg.p})$ is the mean volume of one particle, N is number of particles, and r is the radius.

For each product: Eq. (i) allowed calculation of the total volume of microplastic extracted; Eq. (ii) allowed calculation of the average volume of a microplastic particle from each product; by dividing the total volume of microplastic by the average volume of a microplastic particle, Eq. (iii) allowed calculation of the approximate number of particles in each product. Particles were then

visualised by scanning electron microscopy (JEOL, 7001F), imaging to describe both whole particles and their topography.

2.3. Sorption of pollutants to plastics

As part of a separate, but related study, microbead exfoliants were extracted from shower gel and used to examine the adsorption of POPs by microbeads. The microbeads from the shower gel products were extracted and identified by FTIR following the same methods in Sections 2.1 and 2.2. As these microbeads were extracted from different brands of exfoliant products, they are labelled X, Y & Z. These microbeads were exposed to Phe and DDT; the results were then compared with sorption to ultra-high-molecular-weight (UHMW) PE particles used in a previous sorption study (Bakir et al., 2014a,b; Bakir et al., 2012).

Adsorption experiments were conducted in an ISO9001 accredited radioisotope facility at the Plymouth University. ^3H -Phe and ^{14}C -DDT were selected as contaminants in this study to allow simultaneous quantification and to compare with past studies (Bakir et al., 2012). 10 mg of either UHMW PE or the extracted microbeads were placed into three glass centrifuge tubes (50 mL) and 5 μL of ^{14}C -DDT and 16 μL of ^3H -Phe were added to the walls of the tubes. The solvent was allowed to evaporate and 25 mL of seawater (35 psu, 59.3 ± 0.26 mS) was added and the tubes were equilibrated for 48 h (Bakir et al., 2014a) in the dark at 18 °C under continuous horizontal, rotary agitation at 220 rpm. All experiments were carried out in triplicate. The concentration of contaminant was determined in the aqueous and solid phase by counting the β decay from the ^{14}C -contaminant by liquid scintillation counting (LSC) as outlined in Bakir et al. (2012). The amount of contaminant in each phase was quantified using a calibration curve prepared by counting known amounts of the contaminant.

The single point distribution coefficient, single point K_d , was calculated using the equation:

$$K_d = [q_e]_{\text{solid}} / [C_e]_{\text{aq}} \quad (\text{iv})$$

where q_e is the amount of contaminant adsorbed onto plastic ($\mu\text{g kg}^{-1}$) at equilibrium and C_e is the contaminant concentration in the aqueous phase at equilibrium ($\mu\text{g L}^{-1}$).

2.4. Statistical analysis

A two-factor ANOVA, with contaminants and the microbead type considered as fixed factors, was used to characterise any significant differences ($p < 0.05$) between the distribution coefficients calculated from the sorption of Phe and DDT onto microbeads. Cochran's test was used to ensure that the data fulfilled the pre-requisites for parametric analysis and the appropriate data were $\ln(x + 1)$ transformed. Student–Newman–Keuls (SNK) tests were then used to identify any significant terms. The tests were carried out using GMAV5 software (Underwood et al., 2002) and are presented in the Supplementary information.

3. Results

3.1. Extraction and identification

All of the products contained microplastic particles of PE, which was in agreement with their stated ingredients. Product C also contained green and yellow particles that were slightly larger than the PE microbeads. These could not be identified by FTIR using the Bruker spectral database and were removed from the samples via sieving and are not included in any of the calculations. The collected solids from product C also contained micro-‘glitter’. These ‘glitter’ particles were small and could not be removed from

filter paper for further analysis. However, ‘glitter’ is commonly manufactured from plastic, such as PE.

The weight of microplastic extracted varied significantly between products (Kruskal–Wallis test, $p = 0.0012$, Fig. 1); the products which were significantly different from each other were C and E ($p = 0.0009$); D and E ($p = 0.0463$) (*post hoc* Nemenyi-Test).

3.2. Size-frequency distributions

Microplastics from the facial scrubs showed polydispersed size ranges, each with logarithmic bimodal distributions (Fig. 2). Product B had the largest size range (10 μm to >2000 μm), whereas product A was the most homogenous, ranging from 8 μm to 56 μm , with the largest proportion of smaller particles. Size frequency by volume distributions were used to calculate the mean diameters for each product. Products D–F had similar volume-weighted mean diameters, which were 288.80 μm , 289.63 μm and 293.48 μm respectively. The particles in product B and C were larger, with mean diameters of 326.83 μm and 317.91 μm , while product A was much smaller with a mean diameter of 163.82 μm . The volume-weighted mean diameters were used to estimate the number of particles in each product. Since the absolute density of the extracted plastics was not known, we calculated estimates using a range of standard densities. For PE these were, high (0.959 g/cm^3), medium (0.940 g/cm^3) and low density (0.910 g/cm^3).

Particle diameter, rather than the average weight in each product, was found to have the greatest effect on abundance estimates. Product E had on average 11.47 g of PE in each bottle, with a mean particle size of 289.63 μm , resulting in an estimated 6423 particles per mL. Whereas product A had less PE by weight with, on average, 6.11 g in each bottle, but resulted in an estimate of 18,906 particles per mL because the mean size was smaller (163.82 μm); being the highest quantity in any of the products. Product C had the second largest PE particles (317.91 μm), but the lowest particle abundance, with only 919 particles per mL. This data implies that the products tested could each contain between 137,000 and 2,800,000 microparticles (Fig. 3). The

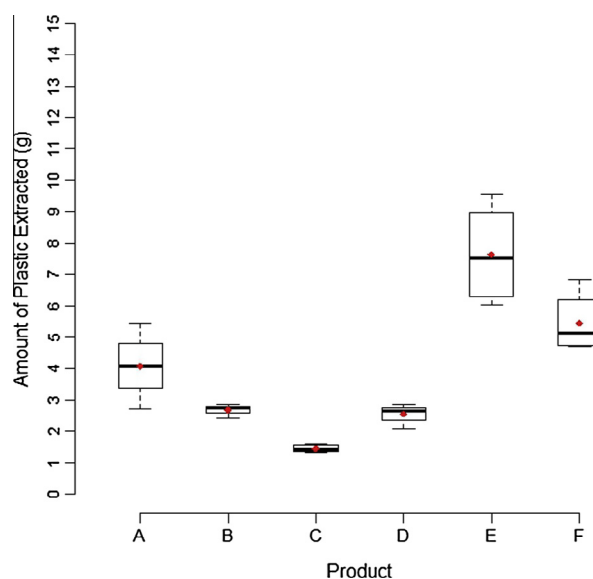


Fig. 1. Total mass of plastic microbeads extracted from six facial scrubs (A–F) per 100 mL. Diamond symbol indicates \bar{x} ($n = 4$). The tails show both the maximum and minimum mass obtained, and the box represents the upper and lower quartiles. There were significant differences between the amount of microplastic in each of the products ($p < 0.05$).

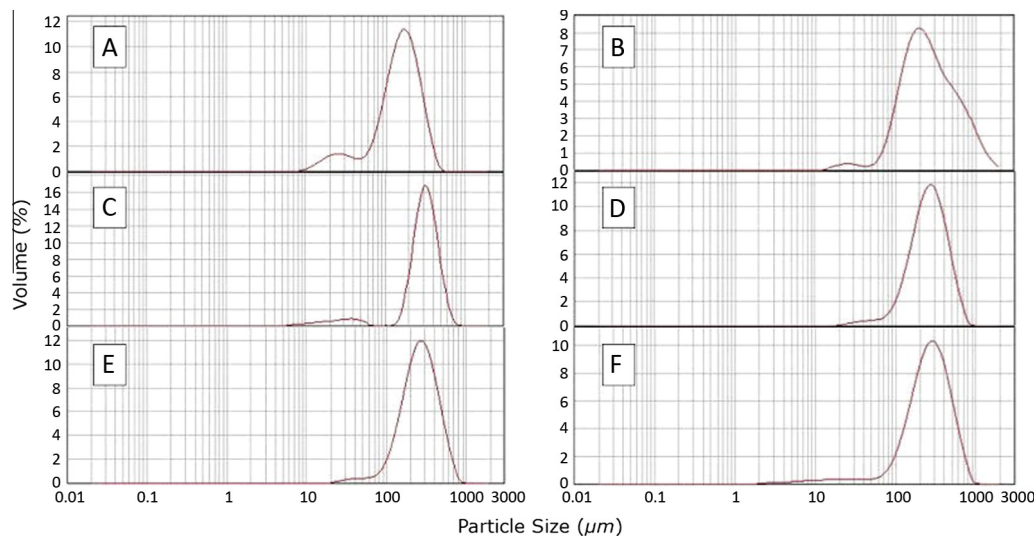


Fig. 2. Particle size distribution of PE microbead particles extracted from six facial scrubs (A–F). Determined using a Malvern Mastersizer 2000, laser particle sizer.

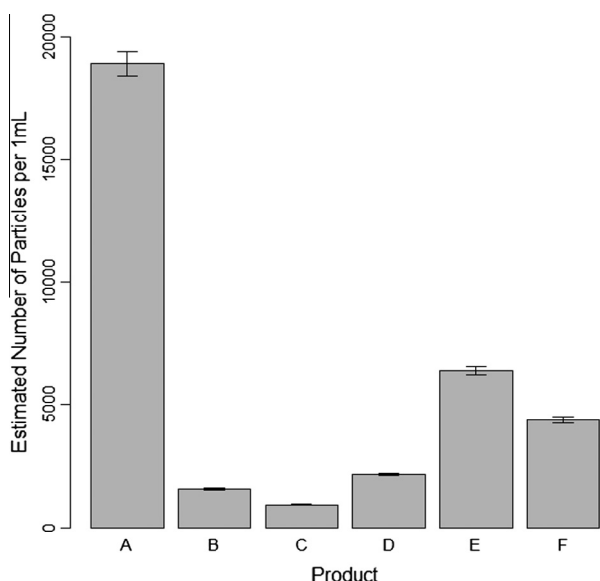


Fig. 3. Estimates for the number of PE microbead particles in six brands of facial scrubs per 1 mL. Calculated using data from the volume weighted mean ($n = 3$, \pm SD; correlating to the spread of the different amounts of particles calculated for high, medium and low density PE).

quantity of particles was calculated using data for the volume mean diameter, however the size particle distribution had a tail of smaller particles, hence the particle abundances calculated are likely to be underestimates.

The shape and surface topography of the extracted microplastic particles was visualised by scanning electron microscopy. For all the brands, the extracted microplastics had a variety of shapes, including ellipses, ribbons, and threads, as well as irregular fragments (Fig. 4). An exception was product F, which in addition to irregular shaped pieces, also contained smooth, blue, PE spheres that were substantially larger than the rest of the particles, but represented a small proportion of the total amount of plastics present. Some of these spheres were fragmenting (Fig. 4).

The colour of microplastics used in the different products also varied (Table 1). All products contained white microplastics, but products A, D, E and F also contained coloured particles. The coloured microplastics in products D–F were larger than the white microplastics in each product.

plastics, but were less abundant. The white and pink microplastics in product A were of similar size to each other.

3.3. Sorption of persistent organic pollutants

Visualisation of microbeads extracted from products X, Y, and Z showed they could be differentiated between “smooth” and “rough” forms. This particle shape differentiation was also observed in products A–F, where A–E contained “smooth” particles and product F contained both “smooth” and “rough” forms (Fig. 4). Therefore, we considered sorption onto both morphologies. Results showed that microbeads extracted from the cosmetic products were able to sorb Phe and DDT from seawater (Fig. 5). Sorption capacity for all plastics was significantly higher for DDT compared to Phe ($p < 0.05$, Table 2). The “rough” microbeads were more efficient at adsorbing POPs from seawater than “smooth” ones, probably due to increased surface area. The “rough” microbeads were also more similar in shape, surface texture and sorptive property for POPs to PE particles used in previous experiments (e.g. Bakir et al., 2012, 2014a,b; Teuten et al., 2007). There were some significant differences between adsorption by microbeads and adsorption by PE particles and the direction of these effects was that microbeads from cosmetics tended to adsorb lower concentrations of POPs than PE particles. However, broadly speaking, it would appear that results from previous studies on transport of chemicals by sorption on to plastic are comparable with the transport potential on microbeads.

4. Discussion

Microplastics found within cosmetics such as facial scrubs, will routinely be washed into sewers as a direct consequence of consumer use. Due to their size, a considerable proportion is likely to pass through preliminary sewage treatment screens (typically coarse, >6 mm, and fine screens, 1.5–6 mm) (Water Environment Federation, 2003). Effluent containing the microplastics would then be discharged into inland waters, estuaries and the oceans. A recent study reported that treated effluent from three sample sites in the Netherlands contained on average 52 microplastic particles/L (Leslie et al., 2013). Microbeads used as exfoliants in facial scrubs are likely to be an important primary source of microplastics contamination, due to the quantity of plastic used




Fig. 4. (A) Scanning electron microscopy (SEM) of a typical rough facial scrub plastic microbead particle (9000 \times magnification). (B) SEM of surface microbead topography (16,000 \times magnification). (C) SEM of a broken smooth spherical plastic microbead from 'product F' (900 \times magnification).

Table 1

Colour of microplastics found within six facial scrub products.

Product	Colour of microplastic present
A	White and pink
B	White
C	White
D	White and light blue
E	White and dark blue
F	White and dark blue

When considering the potential consequences of the release of microbeads to the environment, if any, it is important to consider both the mass of plastic, and the number and size of the particles; the latter will have direct influence on the probability of encounters with wildlife.

The common application of facial scrub exfoliants is once per day, and it has been estimated that they are used by around 1.1 million women in the UK (Statista, 2013). Focussing on the products used in this study (A–F), and assuming that the typical daily amount used is 5 mL, between 4594 and 94,500 microplastic particles would have the potential to pass into the sewage system per use.

In terms of the mass of plastic entering the marine environment, previous work by Gouin et al. (2011) estimated that users in the U.S emit 2.4 mg of PE person⁻¹ d⁻¹, amounting to an emission of 263 tonnes yr⁻¹. This estimate is calculated from data on liquid soap consumption, and assumes that only 15% of the

market is shared by companies that use microplastic beads in their liquid soaps. However, many brands do use exfoliating microbeads. Assuming that three out of four body exfoliants contain microplastics (Marine Conservation Society, 2012), and that an estimate that 25% of the microplastic is caught by the sewage system, the UK population could emit to the natural environment 40.5–215 mg of PE person⁻¹ d⁻¹, or between 16 and 86 tonnes yr⁻¹ (population of the UK in 2013: 64.1 million, (The World Bank, 2013) just from facial exfoliants. In order to set these quantities into context, by way of comparison, between 2009 and 2014 inclusive, in its annual weekend beach clean, MCS typically collect around 9 tonnes of litter per year (over an average length of 115 km of UK shoreline).

The presence of microplastics in sewage sludge has been reported previously by Browne et al. (2011), who found that former sewage disposal-sites on the seabed in UK waters contained more microplastics than non-disposal reference sites, highlighting the potential for microplastics to accumulate in aquatic habitats. The occurrence of microplastics within the marine environment is now well documented in the water column, at the sea surface and sediments (Law and Thompson, 2014). Microplastics also account for around 10% of all reports of ingestion of marine debris, highlighting their importance as a component of marine debris (Gall and Thompson, 2015). Their size makes them accessible to organisms with a range of feeding methods, including: filter feeders (mussels, barnacles), deposit feeders (lugworms) and detritivores (amphipods, sea cucumbers) and zooplankton (Wright et al., 2013a; Graham and Thompson, 2009; Thompson et al., 2009a,b; Browne et al., 2008). However, studies that quantify the

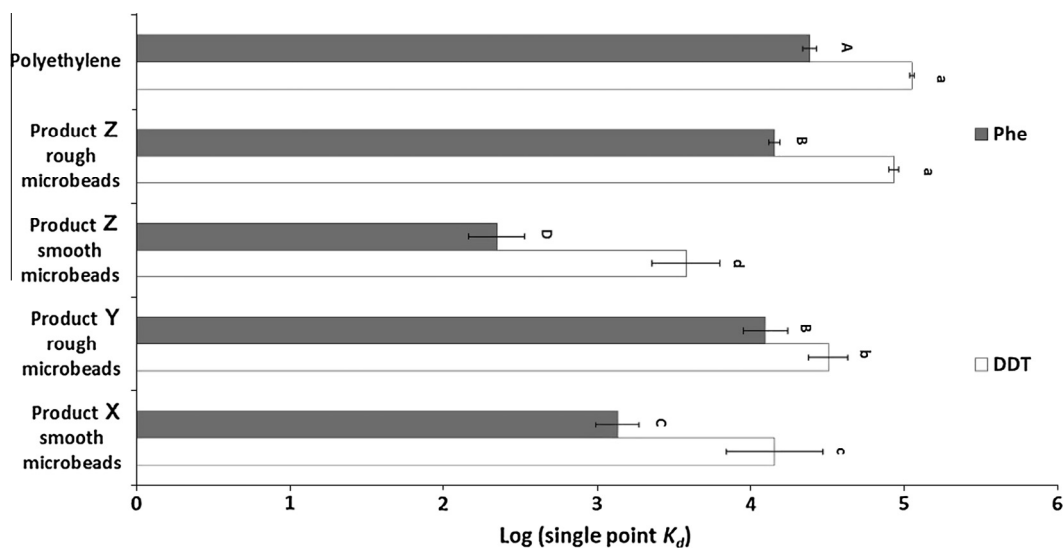


Fig. 5. Single point distribution coefficients (K_d) for the sorption of a mixture of phenanthrene (Phe) and DDT onto PE particles and rough and smooth PE-microbeads extracted from cosmetic products ($n = 3$, \pm SD). For each contaminant, treatments with the same letters (A–C for Phe and a–d for DDT) were not significantly different ($p < 0.05$).

Table 2
Recovery (%) of phenanthrene (Phe) and DDT following sorption experiments onto PVC and PE (average values displayed, $n = 3$).

Particle type	POP	Aqueous phase	Glass wall	Solid phase	Total recovery
Product X beads	DDT	12	8	59	78
	Phe	43	1	24	68
Product Y particles	DDT	7	8	91	106
	Phe	13	3	65	81
Product Z beads	DDT	20	26	33	79
	Phe	64	2	6	73
Product Z particles	DDT	3	8	90	101
	Phe	11	5	60	75
UHMW PE	DDT	2	6	87	94
	Phe	7	2	80	89

abundance of microplastic predominately report elongated fibres. This may in part be due to the relative ease of detection of pieces with these shapes, since they differ from many natural particles found in sediments. Hence, the prevalence of microplastics with non-fibrous shapes (Fig. 4), for example microbeads from facial scrubs, may be under-reported in environmental sampling (Desforges et al., 2014; Lusher et al., 2014; Gallagher et al., 2015).

There is no way of effectively removing microplastic contamination once it is in the environment. The materials are too dispersed, the scale is too vast, ecological damage would be caused by any remediation (tiny organisms would likely be removed along with the microplastics), and the costs would be extremely high (UNEP, 2015). Since plastic is highly resistant to degradation, the abundance of microplastics in the ocean is assumed to be increasing, thus increasing the probability of ingestion by biota (Law and Thompson, 2014). The majority of microplastics extracted from the facial products herein were white or blue. It has been suggested by Wright et al. (2013b) that these colours are similar to various types of plankton, a primary food source for surface feeding fish, which are visual predators.

A further potential problem associated with microplastics contamination is the possibility of transport of hydrophobic contaminants by microplastics: such contaminants have been found to sorb onto their surface of plastics and may transfer to biota upon ingestion (Avio et al., 2015; Bakir et al., 2014b; Teuten et al., 2007). Previous studies have shown that PE particles have the potential to sorb and concentrate a range of hydrophobic contaminants. This is of interest because these contaminants can be released in conditions resembling those in the gut of an organism (Bakir et al., 2014b). However, at present, the environmental importance of plastics as a vector in the transport of contaminants is not known. Here we show that microbeads were able to adsorb greater amounts of DDT than Phe when both chemicals were present in a mixture. This was in agreement with previous work indicating that plastic showed a preferential affinity for DDT when present with Phe in a binary mixture (Bakir et al., 2012). The size and shape of microbeads was also found to be an important factor in their sorptive property for POPs and smooth microbeads were found to adsorb lower concentrations of POPs than rough ones. Rough microbeads were found to be most similar in their sorptive properties for POPs to commercially available PE used in chemical transport studies (e.g. Bakir et al., 2012, 2014b,a; Teuten et al., 2007). However, both types of microbeads were broadly similar in their sorptive properties to the microplastics used in previous studies. Hence, on the basis of the experimental work here, it seems likely that conclusions regarding the potential role of microplastics as possible vectors in the transport of POPs in the environment could also be applied to transport by microbeads from cosmetics.

Rochman et al. (2013) investigated the transfer of hydrophobic organic compounds (PAHs, PCBs and PBDEs) from PE to the fish, Japanese medaka (*Oryzias latipes*) and the subsequent health effects. Plastic particles were exposed to natural marine conditions, as opposed to laboratory exposures used in most previous studies. Environmental exposure will be highly dependent on the sites selected, which can be prone to variation. Results suggested the ingestion of virgin PE particles caused physiological stresses. However, the ingestion of contaminated PE particles led to the transfer of adsorbed contaminants, causing liver toxicity and pathology (Rochman et al., 2013). Laboratory studies using microplastic particles of polystyrene (Besseling et al., 2013) and PVC (Browne et al., 2013) have also indicated the potential for transfer of harmful chemicals with subsequent effects on biota. The present study showed that plastic particles present in cosmetics can be of varying size and shape and have differential affinities for sorption of POPs. Further work would be needed investigate the presence of chemicals such as pigments and dyes in microbeads, and their potential, if any, for migration from the polymer in either water or gut conditions.

The uneven topography of microplastics used in cosmetics could also provide habitats for diverse communities of microorganisms. A study by Zettler et al. (2013) described the presence of a rich eukaryotic and bacterial microbiota living on PE microplastic samples collected from the North Atlantic subtropical Gyre. Scanning electron microscope (SEM) images showed microbial cells embedded in pits on the plastic surface, and suggested that some members of this community could be accelerating the physical degradation of plastic; however this remains to be confirmed. The communities found on the plastic particles were distinct from surrounding surface water, indicating that plastic provides a novel habitat. Other studies have highlighted the potential for microplastic to act as vectors for microbial pathogens (Harrison et al., 2014).

Currently, there are reported to be eighty facial scrubs in the UK market, which according to their product labelling, contain plastic material amongst their ingredients (Beat the Microbead, 2015). However, some companies have indicated that they will voluntarily phase out microplastics from their products. This could possibly be due to research indicating the negative consequences of microplastics within the environment; Fendall and Sewell (2009) stated that the presence of microplastics in facial cleansers, and their potential use by millions of consumers world-wide, should be of increasing concern, whilst Andradý (2011) also reported that there is an urgent need to assess the future impact of increasing microplastics levels on the world's oceans. There have also been associated public awareness campaigns (eg. Beat the Microbead and Scrub it Out), urging consumers to boycott such products.

However, for the global market, usage statements vary within and between companies, with some stating they will remove all microplastics from all their products, while others say only PE will be removed. In some regions, legislation has been introduced; for example, Illinois and California (U.S.A.) have banned the manufacture and sale of cosmetics that contain plastic microbeads, with similar legislation being proposed for New York, Michigan, and Ohio (but not yet adopted) (Driedger et al., 2015).

In conclusion, the present work characterised the microplastics in facial scrubs by describing the polymer type, colour, size, weight and abundance. This allowed for estimation that between 4594 and 94,500 particles could be released into the environment per use. We also estimate that the UK population is emitting 40.5–215 mg of PE person⁻¹ d⁻¹, resulting in a total of 16–86 tonnes yr⁻¹. Particle size, rather than the average weight in each product, was found to be important as it had the greatest effect on abundance estimates. Their small size also renders microbeads accessible to a wide range of organisms, and may facilitate the

transfer of waterborne contaminants or pathogens. There are alternatives to the use of plastics as exfoliating particles (UNEP, 2015); hence these emissions of microplastic are avoidable. Given the quantities of plastic particles reported here, and current concerns about the accumulation of microplastics in the ocean, it is important to monitor the extent to which manufacturers do voluntarily opt to remove microplastics from their products. Such monitoring will help to establish whether there is a need for further legislation.

Acknowledgements

The authors would like to thank Andrew Tonkin and Richard Hartley for their help and expertise.

Appendix A. Supplementary material

Supplementary data associated with this article can be found, in the online version, at <http://dx.doi.org/10.1016/j.marpolbul.2015.07.029>.

References

- Andrady, A.L., 2011. Microplastics in the marine environment. *Mar. Pollut. Bull.* <http://dx.doi.org/10.1016/j.marpolbul.2011.05.030>.
- Avery-Gomm, S., O'Hara, P.D., Kleine, L., Bowes, V., Wilson, L.K., Barry, K.L., 2012. Northern fulmars as biological monitors of trends of plastic pollution in the eastern North Pacific. *Mar. Pollut. Bull.* 64, 1776–1781. <http://dx.doi.org/10.1016/j.marpolbul.2012.04.017>.
- Avio, C.G., Corbi, S., Milan, M., Benedetti, M., Fattorini, D., D'Errico, G., Pauletto, M., Bargelloni, L., Regoli, F., 2015. Pollutants bioavailability and toxicological risk from microplastics to marine mussels. *Environ. Pollut.* 198, 211–222. <http://dx.doi.org/10.1016/j.envpol.2014.12.021>.
- Bakir, A., Rowland, S.J., Thompson, R.C., 2014a. Transport of persistent organic pollutants by microplastics in estuarine conditions. *Estuar. Coast. Shelf Sci.* 140, 14–21. <http://dx.doi.org/10.1016/j.ecss.2014.01.004>.
- Bakir, A., Rowland, S.J., Thompson, R.C., 2014b. Enhanced desorption of persistent organic pollutants from microplastics under simulated physiological conditions. *Environ. Pollut.* 185, 16–23. <http://dx.doi.org/10.1016/j.envpol.2013.10.007>.
- Bakir, A., Rowland, S.J., Thompson, R.C., 2012. Competitive sorption of persistent organic pollutants onto microplastics in the marine environment. *Mar. Pollut. Bull.* 64, 2782–2789. <http://dx.doi.org/10.1016/j.marpolbul.2012.09.010>.
- Barnes, D.K.A., Galgani, F., Thompson, R.C., Barlaz, M., 2009. Accumulation and fragmentation of plastic debris in global environments. *Philos. Trans. R. Soc. Lond. B: Biol. Sci.* 364, 1985–1998. <http://dx.doi.org/10.1098/rstb.2008.0205>.
- Beat the Microbead, 2015. Products that Contain Microplastic (UK) [WWW Document]. <<http://www.beatthemicrobead.org/images/pdf/reduk.pdf>> (accessed 03.04.15).
- Besseling, E., Wegner, A., Foekema, E.M., Van Den Heuvel-Greve, M.J., Koelmans, A.A., 2013. Effects of microplastic on fitness and PCB bioaccumulation by the lugworm *Arenicola marina* (L.). *Environ. Sci. Technol.* 47, 593–600. <http://dx.doi.org/10.1021/es302763x>.
- Boerger, C.M., Lattin, G.L., Moore, S.L., Moore, C.J., 2010. Plastic ingestion by planktivorous fishes in the North Pacific Central Gyre. *Mar. Pollut. Bull.* 60, 2275–2278. <http://dx.doi.org/10.1016/j.marpolbul.2010.08.007>.
- Browne, M.A., Crump, P., Niven, S.J., Teuten, E., Tonkin, A., Galloway, T., Thompson, R., 2011. Accumulation of microplastic on shorelines worldwide: sources and sinks. *Environ. Sci. Technol.* 45, 9175–9179. <http://dx.doi.org/10.1021/es201811s>.
- Browne, M.A., Dissanayake, A., Galloway, T.S., Lowe, D., Thompson, R., 2008. Ingested microscopic plastic translocates to the circulatory system of the mussel, *Mytilus edulis* (L.). *Environ. Sci. Technol.* 42, 5026–5031.
- Browne, M.A., Niven, S.J., Galloway, T.S., Rowland, S.J., Thompson, R.C., 2013. Microplastic moves pollutants and additives to worms, reducing functions linked to health and biodiversity. *Curr. Biol.* 23, 2388–2392. <http://dx.doi.org/10.1016/j.cub.2013.10.012>.
- Carr, A., 1987. Impact of nondegradable marine debris on the ecology and survival outlook of sea turtles. *Mar. Pollut. Bull.* 18, 352–356. [http://dx.doi.org/10.1016/S0025-326X\(87\)80025-5](http://dx.doi.org/10.1016/S0025-326X(87)80025-5).
- Claessens, M., De Meester, S., Van Landuyt, L., De Clerck, K., Janssen, C.R., 2011. Occurrence and distribution of microplastics in marine sediments along the Belgian coast. *Marine Poll. Bull.* 62, 2199–2204.
- Cole, M., Lindeque, P., Halsband, C., Galloway, T.S., 2011. Microplastics as contaminants in the marine environment: a review. *Mar. Pollut. Bull.* 62, 2588–2597. <http://dx.doi.org/10.1016/j.marpolbul.2011.09.025>.
- DEFRA, 2002. Sewage Treatment in the UK; UK Implementation of the EC Urban Waste Water Treatment Directive. London.
- Denuncio, P., Bastida, M., Dassis, M., Giardino, G., Gerpe, M., Rodríguez, D., 2011. Plastic ingestion in Franciscana dolphins, *Pontoporia blainvillei* (Gervais, 1844), from Argentina. *Mar. Pollut. Bull.* 62, 1836–1841. <http://dx.doi.org/10.1016/j.marpolbul.2011.05.003>.
- Desforges, J.P.W., Galbraith, M., Dangerfield, N., Ross, P.S., 2014. Widespread distribution of microplastics in subsurface seawater in the NE Pacific Ocean. *Mar. Pollut. Bull.* 79, 94–99. <http://dx.doi.org/10.1016/j.marpolbul.2013.12.035>.
- Driedger, A.G.J., Dürr, H.H., Mitchell, K., Van Cappellen, P., 2015. Plastic debris in the Laurentian Great Lakes: a review. *J. Great Lakes Res.* 41, 9–19. <http://dx.doi.org/10.1016/j.jglr.2014.12.020>.
- Eerkes-Medrano, D., Thompson, R.C., Aldridge, D.C., 2015. Microplastics in freshwater systems: a review of the emerging threats, identification of knowledge gaps and prioritisation of research needs. *Water Res.* 75, 63–82. <http://dx.doi.org/10.1016/j.watres.2015.02.012>.
- Eriksen, M., Mason, S., Wilson, S., Box, C., Zellers, A., Edwards, W., Farley, H., Amato, S., 2013. Microplastic pollution in the surface waters of the Laurentian Great Lakes. *Mar. Pollut. Bull.* 77, 177–182. <http://dx.doi.org/10.1016/j.marpolbul.2013.10.007>.
- Fendall, L.S., Sewell, M.A., 2009. Contributing to marine pollution by washing your face: microplastics in facial cleansers. *Mar. Pollut. Bull.* 58, 1225–1228. <http://dx.doi.org/10.1016/j.marpolbul.2009.04.025>.
- Fowler, C.W., 1987. Marine debris and northern fur seals: a case study. *Mar. Pollut. Bull.* 18, 326–335. [http://dx.doi.org/10.1016/S0025-326X\(87\)80020-6](http://dx.doi.org/10.1016/S0025-326X(87)80020-6).
- Gall, S.C., Thompson, R.C., 2015. The impact of debris on marine life. *Mar. Pollut. Bull.* 92, 170–179. <http://dx.doi.org/10.1016/j.marpolbul.2014.12.041>.
- Gallagher, A., Rees, A., Rowe, R., Stevens, J., Wright, P., 2015. Microplastics in the Solent estuarine complex, UK: an initial assessment. *Mar. Pollut. Bull.* <http://dx.doi.org/10.1016/j.marpolbul.2015.04.002> [WWW Document].
- Goldstein, M.C., Rosenberg, M., Cheng, L., 2012. Increased oceanic microplastic debris enhances oviposition in an endemic pelagic insect. *Biol. Lett.* <http://dx.doi.org/10.1098/rsbl.2012.0298>.
- Gouin, T., Avalos, J., Brunning, I., Brzuska, K., Graaf, de, J., Kaumanns, J., Konong, T., Meyberg, M., Rettinger, K., Schlatter, H., Thomas, J., Welie, van, R., Wolf, T., 2015. Use of micro-plastic beads in cosmetic products in Europe and their estimated emissions to the North Sea environment. SOFW J., 1–33.
- Gouin, T., Roche, N., Lohmann, R., Hodges, G., 2011. A thermodynamic approach for assessing the environmental exposure of chemicals absorbed to microplastic. *Environ. Sci. Technol.* 45, 1466–1472. <http://dx.doi.org/10.1021/es1032025>.
- Graham, E.R., Thompson, J.T., 2009. Deposit- and suspension-feeding sea cucumbers (Echinodermata) ingest plastic fragments. *J. Exp. Mar. Biol. Ecol.* 368, 22–29. <http://dx.doi.org/10.1016/j.jembe.2008.09.007>.
- Gregory, M.R., 1996. Plastic scrubbers' in hand cleansers: a further (and minor) source for marine pollution identified. *Mar. Pollut. Bull.* 32, 867–871. [http://dx.doi.org/10.1016/S0025-326X\(96\)00047-1](http://dx.doi.org/10.1016/S0025-326X(96)00047-1).
- Harrison, J.P., Schratzberger, M., Sapp, M., Osborn, A.M., 2014. Rapid bacterial colonization of low-density polyethylene microplastics in coastal sediment microcosms. *BMC Microbiol.* 14, 232. <http://dx.doi.org/10.1186/s12866-014-0232-4>.
- Hopewell, J., Dvorak, R., Kosior, E., 2009. Plastics recycling: challenges and opportunities. *Philos. Trans. R. Soc. Lond. B: Biol. Sci.* 364, 2115–2126. <http://dx.doi.org/10.1098/rstb.2008.0311>.
- Koelmans, A.A., Besseling, E., Wegner, A., Foekema, E.M., 2013. Plastic as a carrier of POPs to aquatic organisms: a model analysis. *Environ. Sci. Technol.* 47, 7812–7820. <http://dx.doi.org/10.1021/es401169n>.
- Laist, D., 1997. Impacts of marine debris: entanglement of marine life in marine debris including a comprehensive list of species with entanglement and ingestion records. In: *Marine Debris*. Springer, New York, pp. 99–135.
- Law, K.L., Moré-Ferguson, S., Maximenko, N.A., Proskurowski, G., Peacock, E.E., Hafner, J., Reddy, C.M., 2010. Plastic accumulation in the North Atlantic subtropical gyre. *Science* 329, 1185–1188. <http://dx.doi.org/10.1126/science.1192321>.
- Law, K.L., Thompson, R.C., 2014. Microplastics in the seas. *Science* 345 (80), 144–145. <http://dx.doi.org/10.1126/science.1254065>.
- Leslie, H.A., van Velzen, M.J.M., Vethaak, A.D., 2013. Microplastic Survey of the Dutch Environment; Novel Data set of Microplastics in North Sea Sediments, Treated Wastewater Effluents and Marine Biota [WWW Document]. <http://www.ivm.vu.nl/en/Images/IVM_report_Microplastic_in_sediment_STP_Biota_2013_tcm53-409860.pdf>.
- Lusher, A.L., Burke, A., O'Connor, I., Officer, R., 2014. Microplastic pollution in the Northeast Atlantic Ocean: validated and opportunistic sampling. *Mar. Pollut. Bull.* 88, 325–333. <http://dx.doi.org/10.1016/j.marpolbul.2014.08.023>.
- Marine Conservation Society, 2012. Micro Plastics in Personal Care Products [WWW Document]. <<http://www.mcsuk.org/downloads/pollution/positionpaper-microplastics-august2012.pdf>> (accessed 14.05.15).
- Murray, F., Cowie, P.R., 2011. Plastic contamination in the decapod crustacean *Nephrops norvegicus* (Linnaeus, 1758). *Mar. Pollut. Bull.* 62, 1207–1217. <http://dx.doi.org/10.1016/j.marpolbul.2011.03.032>.
- Plastics Europe, 2014. The Facts 2014. An Analysis of European Plastics Production, Demand and Waste Data [WWW Document]. <<http://www.plasticseurope.org>> (accessed 15.04.15).
- Rochman, C.M., Hoh, E., Kurobe, T., Teh, S.J., 2013. Ingested plastic transfers hazardous chemicals to fish and induces hepatic stress. *Sci. Rep.* 3, 3263. <http://dx.doi.org/10.1038/srep03263>.
- Statista, 2013. Number of Women using Facial Scrubs and Masks in the United Kingdom (UK) in 2013, by Frequency of Use (in 1000) [WWW Document]. <<http://www.statista.com/statistics/302541/scrubs-and-masks-usage-frequency-in-the-uk/>> (accessed 23.03.15).

- Teuten, E.L., Rowland, S.J., Galloway, T.S., Thompson, R.C., 2007. Potential for plastics to transport hydrophobic contaminants. *Environ. Sci. Technol.* 41, 7759–7764. <http://dx.doi.org/10.1021/es071737s>.
- The World Bank, 2013. Population of the United Kingdom [WWW Document]. <<http://data.worldbank.org/country/united-kingdom>> (accessed 14.05.15).
- Thompson, R.C., Moore, C.J., vom Saal, F.S., Swan, S.H., 2009a. Plastics, the environment and human health: current consensus and future trends. *Philos. Trans. R. Soc. Lond. B: Biol. Sci.* 364, 2153–2166. <http://dx.doi.org/10.1098/rstb.2009.0053>.
- Thompson, R.C., Swan, S.H., Moore, C.J., vom Saal, F.S., 2009b. Our plastic age. *Philos. Trans. R. Soc. Lond. B: Biol. Sci.* 364, 1973–1976. <http://dx.doi.org/10.1098/rstb.2009.0054>.
- Underwood, A., Chapman, M., Richards, S., 2002. GMAV-5 for Windows. An analysis of variance programme. Centre for Research on Ecological Impacts of Coastal Cities. Marine Ecology Laboratories, University of Sydney, Australia.
- UNEP, 2015. Plastic in Cosmetics, ISBN: 978-92-807-3466-9, pp. 33.
- Van Cauwenberghe, L., Vanreusel, A., Mees, J., Janssen, C.R., 2013. Microplastic pollution in deep-sea sediments. *Environ. Pollut.* <http://dx.doi.org/10.1016/j.envpol.2013.08.013>.
- Van Franeker, J.A., Blaize, C., Danielsen, J., Fairclough, K., Gollan, J., Guse, N., Hansen, P.L., Heubeck, M., Jensen, J.K., Le Guillou, G., Olsen, B., Olsen, K.O., Pedersen, J., Stienen, Turner, D.M., 2011. Monitoring plastic ingestion by the northern fulmar *Fulmarus glacialis* in the North Sea. *Environ. Pollut.* 159, 2609–2615. <http://dx.doi.org/10.1016/j.envpol.2011.06.008>.
- Water Environment Federation, 2003. *Wastewater Treatment Plant Design*, first ed. IWA Publishing, Virginia, USA.
- Woolfe, K.J., Michibayashi, K., 1995. “BASIC” entropy grouping of laser-derived grain-size data: an example from the Great Barrier Reef. *Comput. Geosci.* [http://dx.doi.org/10.1016/0098-3004\(94\)00092-9](http://dx.doi.org/10.1016/0098-3004(94)00092-9).
- Wright, S.L., Rowe, D., Thompson, R.C., Galloway, T.S., 2013a. Microplastic ingestion decreases energy reserves in marine worms. *Curr. Biol.* 23, R1031–R1033. <http://dx.doi.org/10.1016/j.cub.2013.10.068>.
- Wright, S.L., Thompson, R.C., Galloway, T.S., 2013b. The physical impacts of microplastics on marine organisms: a review. *Environ. Pollut.* 178, 483–492. <http://dx.doi.org/10.1016/j.envpol.2013.02.031>.
- Zettler, E.R., Mincer, T.J., Amaral-Zettler, L.A., 2013. Life in the “plastisphere”: microbial communities on plastic marine debris. *Environ. Sci. Technol.* 47, 7137–7146. <http://dx.doi.org/10.1021/es401288x>.
- Zitko, V., Hanlon, M., 1991. Another source of pollution by plastics - skin cleaners with plastic scrubbers. *Marine Poll. Bull.* 22, 41–42.



Contents lists available at ScienceDirect

Marine Pollution Bulletin

journal homepage: www.elsevier.com/locate/marpolbul

Release of synthetic microplastic plastic fibres from domestic washing machines: Effects of fabric type and washing conditions

Imogen E. Napper*, Richard C. Thompson

Marine Biology and Ecology Research Centre (MBERC), School of Marine Science and Engineering, Plymouth University, Drake Circus, Plymouth, Devon, PL4 8AA, England

ARTICLE INFO

Article history:

Received 7 July 2016

Received in revised form 13 September 2016

Accepted 14 September 2016

Available online xxx

Keywords:

Microplastic

Fabric

Waste water treatment

Ocean pollution

Litter

Debris

ABSTRACT

Washing clothes made from synthetic materials has been identified as a potentially important source of microscopic fibres to the environment. This study examined the release of fibres from polyester, polyester-cotton blend and acrylic fabrics. These fabrics were laundered under various conditions of temperature, detergent and conditioner. Fibres from waste effluent were examined and the mass, abundance and fibre size compared between treatments. Average fibre size ranged between 11.9 and 17.7 μm in diameter, and 5.0 and 7.8 mm in length. Polyester-cotton fabric consistently shed significantly fewer fibres than either polyester or acrylic. However, fibre release varied according to wash treatment with various complex interactions. We estimate over 700,000 fibres could be released from an average 6 kg wash load of acrylic fabric. As fibres have been reported in effluent from sewage treatment plants, our data indicates fibres released by washing of clothing could be an important source of microplastics to aquatic habitats.

© 2016 Published by Elsevier Ltd.

1. Introduction

Microplastics have accumulated in marine and freshwater environments, and in some locations outnumber larger items of debris (Browne et al., 2011; Thompson et al., 2004; Wagner et al., 2014). The sources of microplastic include the fragmentation of larger plastic items once they have entered the environment (secondary sources), and also the direct input of microplastic sized particles, such as microbeads used in cosmetics and pre-production pellets (Napper et al., 2015), or particles and fibres resulting from the wear of products while in use (primary sources). Microplastics can be ingested by a wide range of species both in marine (Anastasopoulou et al., 2013; Gall and Thompson, 2015; Lusher et al., 2013) and freshwater environments (Sanchez et al., 2014; Eerkes-Medrano et al., 2015). Laboratory studies indicate the potential for physical harm to biota from the result of ingestion (Wright et al., 2013). Ingestion could also facilitate the transfer of chemicals to organisms, however the relative importance of plastic debris as a vector in the transport for chemicals is not certain (Besseling et al., 2013; Rochman et al., 2013; Koelmans et al., 2013; Koelmans et al., 2014). Encounter rate, as well as polymer type and any associated chemicals (sorbed or additives), will influence the potential for effects in the environment (Teuten et al., 2007; Bakir et al., 2012; Koelmans et al., 2014; Bakir et al., 2014), therefore it is important to understand the relative abundance, as well as the sources of various types of microplastic.

Microplastic has been reported in a wide range of aquatic habitats, including beaches, surface waters, the water column and subtidal sediments (Lattin et al., 2004; Thompson et al., 2004), and there is evidence that the abundance is increasing (Thompson et al., 2004). They are also reported in some of the most remote environments, including the deep sea and the arctic, indicating their ubiquity and the need for further understanding about the potential environmental consequences (Obbard et al., 2014; Woodall et al., 2014).

Release of microplastic sized fibres as a result of washing of textiles has been widely reported as a potential source of microplastic (Browne et al., 2011; Dris et al., 2015; Essel et al., 2015; GESAMP, 2015; Wentworth and Stafford, 2016), however there has been little quantitative research on the relative importance of this source or on the factors that might influence such discharges. This is the focus of the research described here. In this context we consider microplastics as particles of plastic <5 mm in their smallest dimension. While some fibres may be longer than 5 mm they will usually have a diameter considerably less than 5 mm. There is a lack of clarity on the formal definition for the lower size limit of microplastic and in environmental studies this has tended to relate more to the method of capture; e.g. mesh size of plankton nets used to sample water, or the method of identification such as spectroscopy. At present the smallest particles identified from the environment are around 20 μm in their smallest dimension.

Textiles have the potential to release fibres into the environment, and one pathway is via laundering in washing machines. A range of fibres are used in the production of textiles; these include natural fibres (such as cotton and wool), synthetic fibres (such as nylon) and some are blends of natural and synthetic (such as polyester-cotton). Synthetic

* Corresponding author.

E-mail address: Imogen.Napper@Plymouth.ac.uk (I.E. Napper).

fibres have been used to supplement cotton, wool and linen in textiles for >50 years, and fabrics such as polyester and acrylic are now widely used in clothing, carpets, upholstery and other such materials. Washing of clothing has been suggested as a potentially important source of microplastic fibres (Browne et al., 2011).

Synthetic microplastic fibres are frequently reported in samples from sediments, the water column and biota (Browne et al., 2011). Waste effluent from washing machines, containing released fibres, will then travel via wastewater to sewage treatment plants (Leslie et al., 2013; Dris et al., 2015). Due to the small size of the fibres, a considerable proportion could then pass through preliminary sewage treatment screens (typically coarse, >6 mm, and fine screens, 1.5–6 mm) (Water Environment Federation, 2003), and be released into aquatic environments. As synthetic fibres are not readily decomposed by aerobic or anaerobic bacteria, any that are intercepted in the sewage treatment plant will accumulate in sewage sludge, and may subsequently be released back to the environment; for example if the sludge is returned to the land or dumped at sea (Habib et al., 1998). Hence, there is a considerable potential for fibres from synthetic textiles to accumulate in the environment; Gallagher et al. (2016) found predominately fibres when surveying the Solent estuarine complex (U.K.) for microplastic. Similarly Dris et al. (2015), found considerable quantities of fibres in the River Seine. There is evidence that some of this material can be transported as airborne particulates (Dris et al., 2015); however it would appear that considerable quantities enter directly from sewage treatment (Browne et al., 2011). To date, there has been limited research to establish the importance of clothing as a source of microplastic contamination to the environment.

A study by Browne et al. (2011), sampled wastewater from domestic washing machines and suggested that a single garment could produce >1900 fibres per wash (Browne et al., 2011). To examine the role of the sewage system as a pathway to the environment, Browne extracted microplastic from effluent discharged by treatment plants, and also examined the accumulation of microplastic in sediments from sewage sludge disposal sites. On average, the effluents contained one particle of microplastic per litre, including polyester (67%) and acrylic (17%) and polyamide (16%); these proportions were similar to the relative proportions found on shorelines and disposal-sites (Browne et al., 2011). Similarly, a high number of plastic fibres were observed in the sediments near to a sewage outfall in Amsterdam (Leslie et al., 2013), and have been reported even 15 years after application in terrestrial soils that have received sewage sludge (Zubris and Richards, 2005). Unless the release of microplastics to waste water or sewage treatment practices change, the release of microplastic to the environment via sewage is likely to increase, as the human population grows. It is anticipated, for example, that reductions in emissions of microbeads via sewage will be reduced as a consequence of legislation to prohibit their use in cosmetics (Napper et al., 2015).

However, there are currently no peer reviewed publications that compare the quantity of fibres released from common fabrics due to laundering. In addition, the potentially important influence of washing practices including temperature, the use of detergent and fabric conditioners have not been examined. Here we tested three different fabrics that are commonly used to make clothes; polyester, polyester-cotton blend, and acrylic. These fabrics were then laundered at two temperatures (30 °C and 40 °C), using various combinations of detergent and fabric conditioner. The fibres extracted from the waste effluent were examined to determine the typical size, and to establish any differences in the mass/abundance of fibres among treatments.

2. Method

Three synthetic fabric types were selected based on their prevalence in high-street retail stores close to Plymouth, UK. The chosen fabric types were all from jumpers (Fig. 2), with each being a different colour so they could be readily distinguished after fragmentation; 100%

polyester (black), 100% acrylic (green) and 65% polyester/35% cotton blend (blue). Four replicates of each garment were purchased, with each replicate sourced from a different retail outlet to provide a representative sample. The identity of each fabric type was confirmed by Fourier transform infra-red spectroscopy (FTIR), using a Hyperion 1000 microscope (Bruker) coupled to an IFS 66 spectrometer (Bruker). The spectra obtained were compared to a spectral database of synthetic polymers (Bruker I26933 Synthetic fibres ATRlibrary). As each garment varied in overall size, 20 cm × 20 cm squares were cut from the back panel of the garments and the edges hemmed by 0.5 cm using black and white cotton thread to deter the excess loss of fibres.

A Whirlpool WWDC6400 washing machine was used to launder the garment samples. While it would be valuable to compare a range of washing machines, this was beyond the budget of the current research. This machine was selected as it is a popular brand used for domestic laundry. The number of fibres released from the wastewater outlet, as a result of laundering, was recorded. To achieve this, a nylon CellMicroSieve™ (Fisher Scientific), with 25 µm pores, was attached to the end of the drain hose. Once a cycle was complete, the CellMicroSieve™ was removed and the fibres collected. Due to the potential build-up of detergent or conditioner on the collected fibres, they were washed using 2 L of water and filtered again over Whatman No. 4 filter papers, and then dried at 30 °C to constant weight. Once dry, the fibres were weighed by a Cubis® precision balance (Sartorius). The weight of fibres were compared across four factors: Factor one, (fabric type, fixed factor, 3 levels: 100% polyester, 100% acrylic, and 65% polyester/35% cotton blend); Factor two wash temperature (fixed factor, 2 levels; 30 °C and 40 °C); Factor three, detergent (3 levels; detergent absent, 20 mL bio-detergent present (contains enzymes), 20 mL non-bio-detergent present); Factor four, conditioner (2 levels; 20 mL conditioner absent or present). Factors gave a total of 36 treatments (Fig. 1).

In this study the main factors of interest were: fabric type, temperature, presence of detergent and/or conditioner. The duration of each wash and the rotations per minute are also factors of potential relevance, but were beyond the scope of this study. Therefore, in order not to confound the experimental design they were kept constant (Duration, 1 h 15 min and 1400 rotations per minute (R.P.M)). Each treatment had four replicates.

Cross-contamination was minimized to <8 fibres per wash between washes, by running the washing-machine at 30 °C, 1400 R.P.M for 45 min between washes with no fabric present. Any initial spike in fibre loss from new clothes was reduced by washing each fabric four times before recording any data. Care was taken to ensure any potential sources of airborne contamination were minimized during the analysis (Woodall et al., 2015). The number of fibres released in the effluent from each wash, N , was then estimated from the weight of captured fibres using the following equations and assuming the fibres were of cylindrical shape:

i) $Vt = \frac{Mt}{D}$ ii) $V(\text{avg.fibre}) = \pi r^2 l iii) N = \frac{Vt}{V(\text{avg.fibre})}$ where Vt is the total volume of fibres collected, Mt is the total mass of fibres collected, D is the density, $V(\text{avg.fibre})$ is the mean volume of one fibre, N is number of fibres, l is the length and r is the radius.

For each product: equation i) allowed calculation of the total volume of fibres collected; equation ii) allowed calculation of the average volume of a fibre from each garment; by dividing the total volume of fibres by the average volume of a single fibre, equation iii) allowed estimation of the approximate number of fibres released in the effluent from each wash.

Fibres were visualised by scanning electron microscopy (JEOL, 7001F); images taken were used to measure the width of the fibres, and also to analyse their topography. Images of the fibres were also taken by using LEICA M205C light microscope and analysed by Image J to measure their length (Rasband, 2015). For each fabric type, a mean

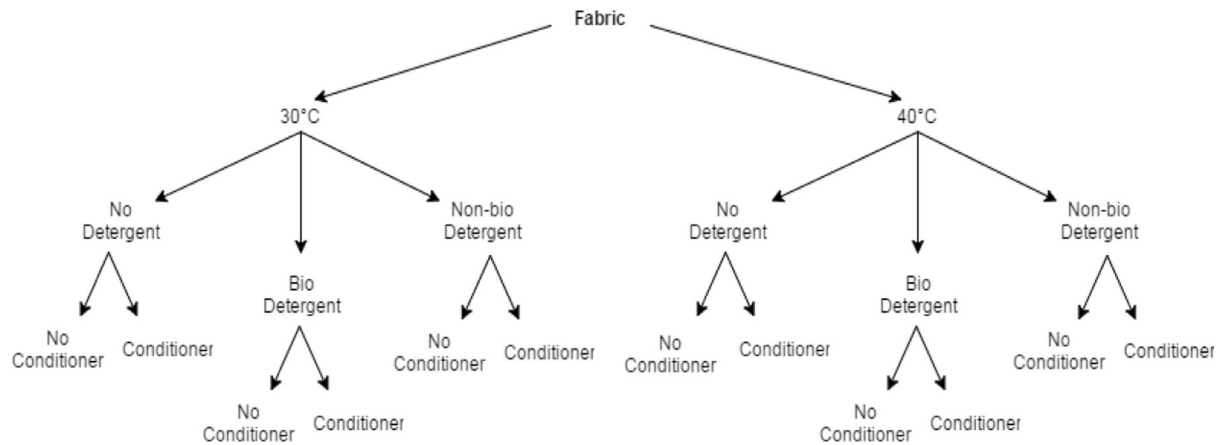


Fig. 1. Experimental design showing factors used for each fabric type (acrylic, polyester, polyester-cotton blend).

size was calculated for length and width based on data from 10 individual fibres.

Using GMAV for windows, 4-Way Analysis of Variance (ANOVA) was used to establish any significant effects ($p < 0.05$) between treatments. Post-hoc SNK tests were then used to identify the location of any significant effects.

3. Results

Substantial numbers of microplastic fibres (smallest dimension, <5 mm) were collected from jumpers made out of all three of the common man-made fabrics (polyester, acrylic and polyester-cotton blend) examined (Fig. 2). These were discharged into wastewater from a generic cycle of a domestic washing machine. The fibres were confirmed

to be the material type stated on the garment by Fourier transform infra-red spectroscopy. Loss of fibres during the first 4 washes were recorded (Fig. 3), but not included in the data analysis. Polyester showed a steady decrease in fibre loss overall: 1st wash (2.79 mg) to 5th (1.63 mg). Acrylic followed a similar pattern, but the fibre loss decreased more rapidly: 1st wash (2.63 mg) to 4th (0.99 mg). Polyester-cotton blend had the least variation, and showed little decrease between subsequent washes: 1st wash (0.45 mg) to 4th (0.30 mg). Since there was little change in fibre release between the 4th and 5th wash data, data from the 5th wash was used for formal analysis.

While there was a consistent trend between fabric types, ANOVA revealed significant complex interactions between the 4 Factors (Table 1). Focussing on the type of fabric, polyester-cotton blend was consistently found to shed fewer fibres than both the other fabric types, regardless of

Polyester-Cotton Blend	Polyester	Acrylic
Average (Mean) Fibre Dimensions for Each Fabric Type		
Fibre diameter: 17.74 µm	Fibre diameter: 11.91 µm	Fibre diameter: 14.05 µm
Fibre length: 4.99 mm	Fibre length: 7.79 mm	Fibre length: 5.44 mm
Estimated Fibres Released Per Wash (6kg)		
137,951	496,030	728,789

Fig. 2. Images to show the original garments (each representing a different fabric), and a scanning electron microscopy image (SEM) of a typical fibre from each fabric (the scale bar is consistent for all images - 2500× magnification). Key details are included below about the mean dimensions of fibres released during laundering, and estimated quantity released from the fabric during each wash (assuming a typical washing load of 6 kg).

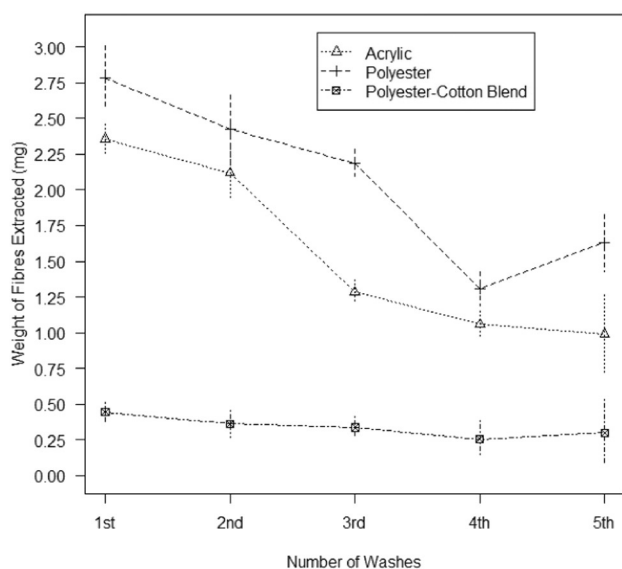


Fig. 3. Fibre loss from three fabrics (acrylic, polyester & polyester-cotton blend), over the first 5 washes. Data from the 5th wash was used in the analysis ($n = 4$, \pm SD).

the differing treatments. This trend was consistent for all 12 relevant interactive effects, and was significantly so for 9 out of these 12 interactions (Table 2a). However, the significance of this effect varied according to the treatment used, creating different interactions. There were some effects of temperature; for example, polyester was often found to release more fibres than acrylic at 40 °C, when compared against 30 °C (Table 2c).

There were also some significant effects of conditioner usage, where polyester-cotton blend consistently shed more fibres when conditioner was used. It was also shown that more fibres tended to be released with the addition of bio-detergent and conditioner. Detergent showed the least clear pattern; however, in some treatment combinations, having no detergent or using bio-detergent resulted in lower quantities of fibres being released. Polyester-cotton blend was also found to shed the least fibres when detergent was absent, and the most when non-bio detergent was used. Hence while there was a clear and fairly consistent trend between fabric types, the effects of temperature, detergent and conditioner were less consistent with some significant effects depending on the specific combinations of factors used.

The extracted fibres were visualised by scanning electron microscopy to examine the differing shapes and surface topography. Polyester-

cotton blend fibres had a rough texture, and were regularly observed as a fusion of 2 smaller fibres. Similarly, acrylic fibres had an extremely coarse surface. Polyester fibres were smooth, without any fracturing (Fig. 2).

Acrylic fibres were on average 14.05 μ m in diameter and 5.44 mm in length, giving an average of 763,130 fibres/mg of dry fibres collected from the effluent. Polyester fibres were on average 11.91 μ m in diameter, but were longer at 7.79 mm, resulting in around 475,998 fibres/mg of dry fibres collected from the effluent. Polyester-cotton blend fibres were the widest fibres being on average at 17.74 μ m, but had the shortest length at 4.99 mm, with an average 334,800 fibres/mg of dry fibres collected from the effluent.

4. Discussion

The environmental consequences of microplastic contamination are not fully understood. The quantity of microplastic in the environment is expected to increase over the next few decades; even if new emissions of plastic debris halted the fragmentation of legacy items that are already in the environment, it would be expected to lead to an increase in abundance (Law and Thompson, 2014). There are concerns about the potential for microplastics to have harmful effects if ingested and some evidence of particle and chemical toxicity have come from relatively high dose laboratory studies. Due to the persistent nature of plastic contamination, there is growing awareness of the need to reduce inputs at source; this includes the direct release of microplastic sized particles including microbeads from cosmetics, and fibres from textiles.

Fibres from fabrics are known to be lost due to pilling. Pilling is defined as the entangling of the fabric surface during wearing or washing, resulting in formation of fibre balls (or pills) that stand proud on the surface of the fabric (Hussain et al., 2008). This occurs as a consequence of two processes: (i) fuzzing; the protrusion of fibres from the fabric surface, and (ii) pill formation; the persistence of formed neps (entangled masses of fibres) at the fabric surface (Naik and Lopez-Amo, 1982). The pill may be worn or pulled away from the fabric, as a consequence of mechanical action during either laundering or wear (Yates, 2002).

Most fabrics pill to some extent and this has always been a concern in the industry as it spoils surface appearance and comfort, reduces the fabric's strength and diminishes its serviceability (Hussain et al., 2008; Chiweshe and Crews, 2000). This problem has become more prominent with the widespread use of synthetic fibres, such as polyester and acrylic, due to their higher tensile strength (Cooke, 1985). These synthetic fibres are widely used because of their low cost and versatile use. Laundry methods have been recognised as being important to minimise the pilling tendency (Cooke, 1985).

The rate or extent to which the pilling stages occur is determined by the physical properties of the fibres which comprise the fabric (Gintis and Mead, 1959). From the fabrics tested here, polyester-cotton blend consistently shed significantly fewer fibres than either of the other fabric types which were entirely synthetic. Polyester is often added to cotton fabric to reduce cost, whilst also increasing tenacity and resilience. This is because cotton fibres have a lower tenacity, and as the pills are formed, the anchor fibres are easily broken; if the tenacity of the fabric is increased with added polyester, the pill break-off rate is lower, resulting in less fibres being released (McCloskey and Jump, 2005).

Polyester fibres have many desirable properties, including good resistance to strain and deformation (Pastore and Kiekens, 2000). 100% polyester fabrics are renowned for pilling, but because of their high tenacity, the anchor fibres rarely break releasing the pills (Nunn, 1979). Previous research has even reported that as the polyester fibre content in a polyester-cotton blend fabric increases, the pilling gets worse (Gintis and Mead, 1959; Ruppenicker and Kullman, 1981). On the contrary, our research found that polyester fabrics yielded significantly more fibres than polyester-cotton blend. It has previously been suggested that pilling of polyester can be controlled by the modification

Table 1
Analysis of variance (ANOVA) for factors affecting release of fibres as a consequence of various laundering treatments ($n = 4$; **bold** = $p \leq 0.05$). Key: Temp (temperature), Deter (detergent), Cond (conditioner).

Source	Df	MS	F	P
Fabric	2	5.36	83.18	0.00
Temp	1	0.10	1.54	0.22
Cond	1	0.37	5.67	0.02
Deter	2	0.52	8.07	0.00
Fabric \times Temp	2	0.02	0.33	0.72
Fabric \times Cond	2	0.12	1.88	0.16
Fabric \times Deter	4	0.20	3.13	0.02
Temp \times Cond	1	0.15	2.28	0.13
Temp \times Deter	2	0.13	2.09	0.13
Cond \times Deter	2	0.58	9.00	0.00
Fabric \times Temp \times Cond	2	0.06	0.86	0.43
Fabric \times Temp \times Deter	4	0.06	1.00	0.41
Fabric \times Cond \times Deter	4	0.33	5.05	0.00
Temp \times Cond \times Deter	2	0.64	9.91	0.00
Fabric \times Temp \times Cond \times Deter	4	0.38	5.95	0.00
Residual	108	0.06		
Total	143			

Table 2

Outcomes of SNK tests for specific combinations of the factors: a) fabric, b) detergent, c) temperature, d) conditioner. For each combination the relative number of fibres released is indicated by the sequence shown with permutation leading to the greatest release of fibres being shown to the right. Specific variables tested against three different fabric types (acrylic, polyester & polyester-cotton blend), and the subsequent fibre extract from laundering (n = 4; * = p (<0.05)). Key: PE (polyester), Blend (polyester-cotton blend), Acr (acrylic), A (conditioner/detergent absent), C (conditioner present), NB (non-bio detergent), bio (bio detergent).

a) Fabric				b) Detergent			
Factors	Order			Factors	Order		
30	C–	No powder	Blend < *Acr < *PE	Acr	30	C–	Bio-NB-A
30	C–	Bio	Blend < *Acr-PE	Acr	30	C+	A-NB-bio
30	C–	Non-bio	Blend-PE-Acr	Acr	40	C–	A-NB-bio
30	C+	No powder	Blend < *PE-Acr	Acr	40	C+	Bio-NB < *A
30	C+	Bio	Blend < *PE-Acr	Blend	30	C–	Bio-A-NB
30	C+	Non-bio	Blend < *Acr-PE	Blend	30	C+	A-bio-NB
40	C–	No powder	Blend < *Acr < *PE	Blend	40	C–	A-bio < *NB
40	C–	Bio	Blend < *PE < *Acr	Blend	40	C+	A-NB-bio
40	C–	Non-bio	Blend-Acr < *PE	PE	30	C–	Bio-NB < *A
40	C+	No powder	Blend < *PE < *Acr	PE	30	C+	A-bio-NB
40	C+	Bio	Blend-Acr < *PE	PE	40	C–	Bio < *A < *NB
40	C+	Non-bio	Blend < *Acr-PE	PE	40	C+	A-NB-bio
c) Temperature				d) Conditioner			
Factors	Order			Factors	Order		
Acr	C–	No powder	40–30	Acr	30	No powder	C-A
Acr	C–	Bio	30 < *40	Acr	30	Bio	A < *C
Acr	C–	Non-bio	30–40	Acr	30	Non-bio	A-C
Acr	C+	No powder	30–40	Acr	40	No powder	A < *C
Acr	C+	Bio	40 < *30	Acr	40	Bio	C-A
Acr	C+	Non-bio	40–30	Acr	40	Non-bio	C-A
Blend	C–	No powder	40–30	Blend	30	No powder	A-C
Blend	C–	Bio	40–30	Blend	30	Bio	A-C
Blend	C–	Non-bio	30 < *40	Blend	30	Non-bio	A-C
Blend	C+	No powder	30–40	Blend	40	No powder	A-C
Blend	C+	Bio	30–40	Blend	40	Bio	A < *C
Blend	C+	Non-bio	30–40	Blend	40	Non-bio	C < *A
PE	C–	No powder	40–30	PE	30	No powder	C < *A
PE	C–	Bio	40–30	PE	30	Bio	A-C
PE	C–	Non-bio	30 < *40	PE	30	Non-bio	A < C
PE	C+	No powder	40–30	PE	40	No powder	C-A
PE	C+	Bio	40–30	PE	40	Bio	A < *C
PE	C+	Non-bio	40–30	PE	40	Non-bio	C < *A

of the polyester properties, where a greater fibre release can improve polyester fabrics surface appearance (Doustaneh et al., 2013). Weakening the fibres (reduced ultimate bending stiffness), leads to more rapid break-off of pills due to fibre fatigue, leading to greater fibre release while at the same time improving the fabrics topography and surface appearance (Doustaneh et al., 2013). Hence from an aesthetic perspective, there may be benefits to the release of pills from garments during washing. However, this can also create a trade-off between garment appearance, and fibre release. More research would be needed to establish how release rates vary over the lifetime of a garment in service in order to fully establish the temporal dynamics of fibre emissions.

During the laundering of clothes, detergent and fabric conditioner are often used in combination. Synthetic detergents remove the oils and waxes that serve as lubricants in natural fibres, making a garment clean but harsh, scratchy, and uncomfortable to wear (Egan, 1978). Fabric softeners are used to counteract these effects. In addition, the use of fabric conditioners can reduce the build-up of static electricity, which can make the fabric objectionable to the wearer. Fabric softeners act as antistatic agents by enabling synthetic fibres to retain sufficient moisture to dissipate static charges (Ward, 1957).

Fabric conditioners may also increase pilling, and this is especially the case for synthetic fibres (Smith and Block, 1982). Work by Chiweshe and Crews (2000), showed that use of fabric conditioner on all cotton-containing fabrics resulted in increased pilling and/or an increase in the size of pills, as well as increased breaking strength losses in polyester woven fabric. Hence, it might be expected that the presence of conditioner could increase the release of fibres. This was observed in some of the treatment combinations here, but there was no clear trend relating to the presence of conditioner.

Detergent use presented the least clear pattern for fibre release when compared against the other factors. However, it was found that having no detergent or bio-detergent in a wash cycle occasionally resulted in the fewer fibres being released. Previous research has also shown that when polyester-cotton blend fabric has been laundered with a bio-detergent, it exhibited less piling than when laundered using a non-bio (Chiweshe and Crews, 2000). Our research produced some similar results, where polyester-cotton blend was also found to shed fewer fibres when detergent was absent, and the most when non-bio detergent was used.

Using the results from this experiment, the number of fibres potentially released into washing machine waste water per wash was estimated. This was achieved by examining the average fibre size, the various Factors tested and assuming a typical washing load of 6 kg. Based on this, a washing load (6 kg) of polyester-cotton blend was estimated to release 137,951 fibres, polyester to potentially release 496,030 and Acrylic 728,789. The large number of fibres released when clothing is laundered is therefore likely to represent a substantial contributor to microplastic contamination in the environment. Our estimates are similar to research by Browne et al. (2011), where it was suggested that a single garment could produce >1900 fibres per wash (Browne et al., 2011).

Wastewater Treatment Plants (WWTPs) play a critical role in the fate and transport of microfibres into the environment. In countries with sewage infrastructure, the effluent from washing machines is discharged into the local sewer system. This is then treated by a WWTP and discharged as treated effluent, which is released into the aquatic environments. Effluent discharge often contains suspended solids, such as microfibres, which are not removed during the treatment

processes. In Amsterdam, Leslie et al. (2013) found concentrations from WWTP effluent ranged from 9 particles/L (min.) to 91 particles/L (max.) with a mean and median of 52 particles/L. A study by Murphy et al. (2016), compared the influent and effluent from a WWTP. The influent contained on average 15.70 (± 5.23) microplastic/L, and was found to be reduced to 0.25 (± 0.04) microplastic/L in the final effluent, a decrease of 98.41%. However, emissions of microplastics may still be substantial. For example, Mintenig et al. (2014) calculate between 8.2 and 93 billion microplastics and synthetic fibres being discharged from wastewater treatment plants in Germany (Essel et al., 2015). Even a small amount of microplastic being released per litre can result in substantial amounts of microplastics entering the environment due to the large volumes being treated. It has been predicted that a WWTP plant in the United Kingdom could release up to 65 million microplastics into the receiving water every day (Murphy et al., 2016).

Even if WWTPs are completely effective in the removal of microfibrils, the extracted plastic particles may still enter the environment if the resultant sewage sludge, a by-product of the wastewater treatment process, is returned to the land; for example as a fertilizer (Habib et al., 1998; Zubris and Richards, 2005). Microfibrils in sewage sludge may subsequently persist in the terrestrial environment, or be transported to aquatic environments via runoff. The potential for sewage sludge to transfer microplastic into the marine environment was shown in a preliminary study by Habib et al. (1998), where sediments were collected from a bay downstream of a sewage treatment plant. It was found that the sediment contained numerous synthetic fibres, and as distance from the sewage treatment plant increased, the size and number of fibres decreased. This effect was also observed by McCormick et al. (2014), where a higher concentration of microplastic (17.93 m^3) was recorded downstream of a WWTP, compared to upstream (1.91 m^3) (McCormick et al., 2014).

Clothing design, including the type of fabric used, clearly has considerable potential to influence fibre release; for example, our research found that a fabric made from a synthetic-natural combination released around 80% fewer fibres than acrylic. Further work to better understand how fabric design and textile choice influence fibre release should therefore be undertaken. Important directions for future research include comparing release between different types of washing machine, and using a variety of wash durations and spin speeds together with an assessment of the temporal dynamics of fibre release throughout a products life time. The Plastic Soup Foundation and MERMAIDS Life + project are currently promoting development of innovative solutions to minimise the release of plastic fibres from garments. Filters for washing machines are also being developed (Mermaids Organisation, 2015). These are made of a stainless steel mesh, with hole diameters of 0.0625 in. to collect fibres (Environmental Enhancements, 2016). For this measure to be successful, it will be essential to ensure the filters are not subsequently disposed of via household liquid waste. However, from a material usage and efficacy perspective, minimising fibre release at the design stage should be regarded as the most effective priority in a management hierarchy.

From the perspective of sustainability and environmental contamination, criteria that synthetic garment manufacturers should consider might therefore include: 1) performance in service, giving a long lasting product that remains attractive during usage; 2) minimal release of non-degradable synthetic fibres and 3) a product that is compatible with end of life recycling. Such factors need to be taken into account throughout the design and manufacturing stages; for example, including consideration of fibre properties (composition, length), spinning method and the weaving/knitting process. Inadequate consideration of potential environmental impacts at the product design stage has recently led to considerable negative publicity and restrictive legislation relating to emissions of plastic microbeads from cosmetics (Napper et al., 2015); clearly illustrating the benefit of a precautionary approach. With microbeads in cosmetics, one of the considerations guiding policy intervention was the lack of clear societal benefit from incorporating

microplastic particles into the cosmetics, coupled with concerns about environmental impacts. The societal benefits of textiles are without question, and so any voluntary or policy intervention should be directed toward reducing emissions either via changes in textile design or filtration of effluent, or both. As well as considering direct environmental impacts of manufacture, product use and disposal, there is a growing realisation of the need for a more circular approach to material usage in order to maximise long term resource sustainability and waste minimisation via a circular economy (European Commission, 2012; World Economic Forum, 2016).

In conclusion, this work examined the release of textile fibres from three fabrics that are commonly used to make clothing (polyester, polyester-cotton blend and acrylic). The results show that laundering 6 kg of synthetic materials could release between 137,951–728,789 fibres per wash. Our results indicate significant effects of wash conditions, but no clear picture based on the two detergents and one conditioner used. Hence, further work to examine in more detail differing washing machines and wash treatments, involving wash duration and spin speed as well as temperature, detergent and conditioner may be worthwhile. This could help establish whether specific wash conditions could be used to help minimise fibre release. Temporal dynamics of release over the life time of a product should also be examined, as this could help extend garment life while at the same time reducing fibre emissions.

Acknowledgements

The authors would like to thank Andrew Tonkin, Richard Ticehurst, the technicians from the Marine Biology and Ecology Research Centre (MBERC) and Plymouth Electron Microscopy Centre for their help throughout the project.

References

- Anastasopoulou, A., Mytilineou, C., Smith, C.J., Papadopoulou, K.N., 2013. Plastic debris ingested by deep-water fish of the Ionian Sea (Eastern Mediterranean). *Deep-Sea Res. I Oceanogr. Res. Pap.* <http://dx.doi.org/10.1016/j.dsr.2012.12.008>.
- Bakir, A., Rowland, S.J., Thompson, R.C., 2012. Competitive sorption of persistent organic pollutants onto microplastics in the marine environment. *Mar. Pollut. Bull.* 64, 2782–2789.
- Bakir, A., Rowland, S.J., Thompson, R.C., 2014. Enhanced desorption of persistent organic pollutants from microplastics under simulated physiological conditions. *Environ. Pollut.* 185, 16–23.
- Besseling, E., Wegner, A., Foekema, E.M., Van Den Heuvel-Greve, M.J., Koelmans, A.A., 2013. Effects of microplastic on fitness and PCB bioaccumulation by the lugworm *Arenicola marina* (L.). *Environ. Sci. Technol.* 47, 593–600. <http://dx.doi.org/10.1021/es302763x>.
- Browne, M.A., Crump, P., Niven, S.J., Teuten, E., Tonkin, A., Galloway, T., Thompson, R., 2011. Accumulation of microplastic on shorelines worldwide: sources and sinks. *Environ. Sci. Technol.* 45, 9175–9179. <http://dx.doi.org/10.1021/es201811s>.
- Chiweshe, A., Crews, P., 2000. Influence of household fabric softeners and laundry enzymes on pilling ratings and breaking strength. *Text. Chem. Color. Am. Dyest Rep.* 32 (9), 41–47.
- Cooke, W.D., 1985. Pilling attrition and fatigue. *Text. Res. J.* 55, 409–414. <http://dx.doi.org/10.1177/004051758505500705>.
- Doustaneh, A.H., Mahmoudian, S., Mohammadian, M., Jahangir, A., 2013. The effects of weave structure and yarn fiber specification on pilling of woven fabrics. *World Appl. Sci. J.* 24, 503–506.
- Dris, R., Gasperi, J., Rocher, V., Saad, M., Renault, N., Tassin, B., 2015. Microplastic contamination in an urban area: a case study in greater Paris. *Environ. Chem.* 12, 592–599.
- Erkes-Medrano, D., Thompson, R.C., Aldridge, D.C., 2015. Microplastics in freshwater systems: a review of the emerging threats, identification of knowledge gaps and prioritisation of research needs. *Water Res.* 75, 63–82.
- Egan, R.R., 1978. Cationic surface active agents as fabric softeners. *J. Am. Oil Chem. Soc.* 55, 118–121. <http://dx.doi.org/10.1007/BF02673399>.
- Environmental Enhancements, 2016. About the Lint LUV-R Filter [WWW Document]. URL <http://www.environmentalenhancements.com/Lint-LUV-R-about-luv-r.html>
- European Commission, 2012. Manifesto for a resource-efficient Europe. 2 (Brussels).
- Essel, R., Engel, L., Carus, M., Ahrens, R.H., 2015. Sources of Microplastics Relevant to Marine Protection in Germany. p. 48.
- Gallagher, A., Rees, A., Rowe, R., Stevens, J., Wright, P., 2016. Microplastics in the Solent estuarine complex. UK: an initial assessment [WWW Document]. *Mar. Pollut. Bull.* <http://dx.doi.org/10.1016/j.marpolbul.2015.04.002>.
- Gall, S.C., Thompson, R.C., 2015. The impact of debris on marine life. *Mar. Pollut. Bull.* 92, 170–179. <http://dx.doi.org/10.1016/j.marpolbul.2014.12.041>.

- GESAMP, 2015. Sources, fate and effects of microplastics in the marine environment: a global assessment. GESAMP No. 90 (ed. P. J. Kershaw), pp. 96: IMO/FAO/UNESCO-IOC/UNIDO/WMO/IAEA/UN/UNEP/UNDP Joint Group of Experts on the Scientific Aspects of Marine Environmental Protection.
- Gintis, D., Mead, E.J., 1959. The mechanism of pilling. Text. Res. J. 29, 578–585. <http://dx.doi.org/10.1177/004051755902900709>.
- Habib, D., Locke, D.C., Cannone, L.J., 1998. Synthetic fibers as indicators of municipal sewage sludge, sludge products and sewage treatment plant effluents. Water Air Soil Pollut. 103, 1–8.
- Hussain, T., Ahmed, S., Qayum, A., 2008. Effect of different softeners and sanforising treatment on pilling performance of polyester/viscose blended fabrics. Color. Technol. 124, 375–378. <http://dx.doi.org/10.1111/j.1478-4408.2008.00166.x>.
- Koelmans, A.A., Besseling, E., Wegner, A., Foekema, E.M., 2013. Plastic as a carrier of POPs to aquatic organisms: a model analysis. Environ. Sci. Technol. 47, 7812–7820.
- Koelmans, A.A., Gouin, T., Thompson, R.C., Wallace, N., Arthur, C., 2014. Plastics in the marine environment. Environ. Toxicol. Chem. 33, 5–10.
- Lattin, G.L., Moore, C.J., Zellers, A.F., Moore, S.L., Weisberg, S.B., 2004. A comparison of neustonic plastic and zooplankton at different depths near the southern California shore. Mar. Pollut. Bull. 49, 291–294. <http://dx.doi.org/10.1016/j.marpolbul.2004.01.020>.
- Law, K.L., Thompson, R.C., 2014. Microplastics in the seas. Science 345, 144–145.
- Leslie, H.A., Van Velzen, M.J.M., Vethaak, A.D., 2013. Microplastic Survey of the Dutch Environment Novel Data Set of Microplastics in North Sea Sediments, Treated Wastewater Effluents and Marine Biota. IVM Institute for Environmental Studies.
- Lusher, A.L., McHugh, M., Thompson, R.C., 2013. Occurrence of Microplastics in the Gastrointestinal Tract of Pelagic and Demersal Fish From the English Channel. 67 pp. 94–99. <http://dx.doi.org/10.1016/j.marpolbul.2012.11.028>.
- Mccloskey, S.G., Jump, J.M., 2005. Bio-polishing of polyester and polyester/cotton fabric. Text. Res. J. 75, 480–484. <http://dx.doi.org/10.1177/0040517505053846>.
- McCormick, A., Hoellein, T.J., Mason, S.A., Schluep, J., Kelly, J.J., 2014. Microplastic is an abundant and distinct microbial habitat in an urban river. Environ. Sci. Technol. 48, 11863–11871. <http://dx.doi.org/10.1021/es503610r>.
- Mermaids Organisation, 2015. Newsletter 2 Life + Project Mermaids [WWW Document]. URL <http://life-mermaids.eu/en/newsletter-2-life-mermaids/>
- Mintenig, S., Int-Veen, I., Löder, M., Gerdts, G., 2014. Mikroplastik in ausgewählten Kläranlagen des Oldenburgisch-Ostfriesischen Wasserverbandes (OOWV) in Niedersachsen. Abschlussbericht des Alfred-Wegener-Instituts (AWI) im Auftrag des Oldenburgisch-Ostfriesischen Wasserverbandes (OOWV) und des Niedersächsischen Landesbetriebs für Wasserwirtschaft, Naturschutz (NLWKN), Küsten- und.
- Murphy, F., Ewins, C., Carbonnier, F., Quinn, B., 2016. Wastewater treatment works (WwTW) as a source of microplastics in the aquatic environment. Environ. Sci. Technol. 50, 5800–5808. <http://dx.doi.org/10.1021/acs.est.5b05416>.
- Naik, A., Lopez-Amo, F., 1982. Pilling Propensity of Blended Textiles. Melland Textilbericht 6.
- Napper, I.E., Bakir, A., Rowland, S.J., Thompson, R.C., 2015. Characterisation, quantity and sorptive properties of microplastics extracted from cosmetics. Mar. Pollut. Bull. 99, 178–185. <http://dx.doi.org/10.1016/j.marpolbul.2015.07.029>.
- Nunn, D.M., 1979. The Dyeing of Synthetic Polymer and Acetate Fibres. The Dyers Company Publications Trust, West Yorkshire.
- Pastore, C., Kiekens, P., 2000. Surface Characteristics of Fibers and Textiles. CRC Press (<https://books.google.com/books?id=L84ljpMxMEC&pgis=1> (May 19, 2016)).
- Obbard, R.W., Sadri, S., Wong, Y.Q., Khitun, A.A., Baker, I., Thompson, R.C., 2014. Global warming releases microplastic legacy frozen in Arctic Sea ice. Earth's Futur. 2, 315–320. <http://dx.doi.org/10.1002/2014EF000240>.
- Rasband, W., 2015. ImageJ. U. S. Natl. Institutes Heal. Bethesda, Maryland, USA, <http://imagej.nih.gov/ij/>.
- Rochman, C.M., Hoh, E., Kurobe, T., Teh, S.J., 2013. Ingested plastic transfers hazardous chemicals to fish and induces hepatic stress. Sci. Rep. 3, 3263. <http://dx.doi.org/10.1038/srep03263>.
- Ruppenicker, G.F., Kullman, R.M.H., 1981. Properties of yarns and fabrics produced from high-cotton-content blends with polyester fibers. Text. Res. J. 51, 590–596. <http://dx.doi.org/10.1177/004051758105100906>.
- Sanchez, W., Bender, C., Porcher, J.M., 2014. Wild Gudgeons (*Gobio gobio*) from French Rivers are Contaminated by Microplastics: Preliminary Study and First Evidence. 128 pp. 98–100. <http://dx.doi.org/10.1016/j.envres.2013.11.004>.
- Smith, B., Block, I., 1982. Textiles in Perspective. Prentice Hall, New Jersey, U.S.A.
- Teuten, E.L., Rowland, S.J., Galloway, T.S., Thompson, R.C., 2007. Potential for plastics to transport hydrophobic contaminants. Environ. Sci. Technol. 41, 7759–7764.
- Thompson, R.C., Olsen, Y., Mitchell, R.P., Davis, A., Rowland, S.J., John, A.W.G., McGonigle, D., Russell, A.E., 2004. Lost at sea: where is all the plastic? Science 304, 838. <http://dx.doi.org/10.1126/science.1094559>.
- Wagner, M., Scherer, C., Alvarez-Muñoz, D., Brennholt, N., Bourrain, X., Buchinger, S., Fries, E., Grosbois, C., Klasmeyer, J., Marti, T., Rodriguez-Mozaz, S., Urbatzka, R., Vethaak, A.D., Winther-Nielsen, M., Reifferscheid, G., 2014. Microplastics in freshwater ecosystems: what we know and what we need to know. Environ. Sci. Eur. 26, 12. <http://dx.doi.org/10.1186/s12302-014-0012-7> Wagner, Martin Scherer, Christian Alvarez-Muñoz.
- Water Environment Federation, 2003. Wastewater Treatment Plant Design. 1st ed. IWA Publishing, Virginia, USA.
- Ward, H., 1957. Textile softeners for home laundering. J. Home Econ. 49.
- Wentworth, J., Stafford, C., 2016. Marine Microplastic Pollution, POSTNOTE (528), Houses of Parliament. UK. URL http://researchbriefings.parliament.uk/ResearchBriefing/Summary/POST-PN-0528?utm_source=website&utm_medium=website&utm_campaign=PN528.
- Woodall, L.C., Sanchez-Vidal, A., Canals, M., Paterson, G.L.J., Coppock, R., Sleight, V., Calafat, A., Rogers, A.D., Narayanaswamy, B.E., Thompson, R.C., 2014. The deep sea is a major sink for microplastic debris. R. Soc. Open Sci. 1, 140317. <http://dx.doi.org/10.1098/rsos.140317>.
- World Economic Forum, 2016. Ellen MacArthur Foundation and McKinsey & Company. The New Plastics Economy — Rethinking the future of plastics (<http://www.ellenmacarthurfoundation.org/publications>).
- Woodall, L.C., Gwinnett, C., Packer, M., Thompson, R.C., Robinson, L.F., Paterson, G.L.J., 2015. Using a forensic science approach to minimize environmental contamination and to identify microfibrils in marine sediments. Mar. Pollut. Bull. 95, 40–46.
- Wright, S.L., Thompson, R.C., Galloway, T.S., 2013. The physical impacts of microplastics on marine organisms: a review. Environ. Pollut. 178, 483–492. <http://dx.doi.org/10.1016/j.envpol.2013.02.031>.
- Yates, M., 2002. Fabrics: A Guide for Interior Designers and Architects. W.W. Norton, New York.
- Zubris, K.A.V., Richards, B.K., 2005. Synthetic fibers as an indicator of land application of sludge. Environ. Pollut. 138, 201–211. <http://dx.doi.org/10.1016/j.envpol.2005.04.013>.

Cynulliad Cenedlaethol Cymru | National Assembly for Wales
Y Pwyllgor Newid Hinsawdd, Amgylchedd a Materion Gwledig | Climate Change,
Environment and Rural Affairs Committee
Ymchwiliad Microblastigau | Microplastic Inquiry
Ymateb gan : Just One Ocean
Evidence from : Just One Ocean

Introduction

Just One Ocean is a UK based non-profit organisation. The organisation has had significant experience over the last nine years looking onto the issues of plastic pollution. During 2017 – 2018 it has undertaken a citizen science research project assessing the impact of microplastics in the coastal environment, specifically the environmentally important area of Chichester Harbour. This location is a Ramsar site, SSSI, Special Area of Conservation (SAC) and Special Protection Area (SPA). However, as well as being ecologically critical, it is also an important location from a commercial perspective, providing the resources for farming, fishing and tourism. The research was predominantly undertaken using citizen science, volunteers gathered the data that was used in later analysis. In June 2018, in a collaborative programme (The Big Microplastic Survey) with the University of Portsmouth was launched globally. The aim is to provide information about the source, distribution, scale and categories of microplastics and mesoplastics in the visible range (1 mm – 25 mm) in coastlines on a global scale. To date, volunteers made up from individuals, organisations and government bodies from 21 nations have joined the programme. This includes a number of academic institutions around the world.

This submission is submitted based on the accumulated knowledge of microplastics, particularly in the ocean and coastal environments over the last nine years. Academic references have not been included to support that evidence in order to prevent the submission from becoming over complicated, but these can be provided if necessary.

Question One - To what extent are microplastics, including synthetic microfibers, a problem within Wales' aquatic environment? How does this impact on environmental and human health?

There is ever increasing concern regarding the exponential increase in microplastic particles that are in our oceans and aquatic environments. These microplastics are providing a medium for the adsorption and concentration of persistent organic pollutants (POP) already present in the oceans as well as a mechanism for those toxins to enter the food chain. The vast majority of microplastics in terms of volume and weight are secondary microplastics and mesoplastics between 1mm and 25 mm. This range of plastics are of a size that is easily ingested by animals in the aquatic environment. Plastics have become pervasive, pernicious and persistent and Wales faces similar issues to the rest of the world. According to Plastics Europe, in 2016, global plastic production according to the industry was around 335 million tonnes, a figure that does not include fibres

being used in the textile industries. It is estimated that between 4.8 and 12.7 million tonnes of plastic could be entering the oceans annually as a result of mismanaged waste.

Plastic pollution has become a serious cause of mortality for seabirds and marine animals and is having a devastating impact on marine ecosystems and biodiversity. However, whilst there is an imperative to measure these environmental impacts, there is an equally urgent need to understand the social and economic implications of microplastic pollution. Plastic pollution not only has the potential to undermine the benefits of marine ecosystem services, but its impact on coastal communities and their economies can be significant.

The abundance and distribution of plastic waste can vary significantly from one region to another. The only real certainty is that the abundance and distribution of plastic debris and microplastics is linked to a whole range of anthropogenic and natural coastal processes. This lack of evidence and knowledge is something that was identified by GESAMP (2015) as Challenge One and this was also supported by our research. As such it will be extremely difficult for the Committee to be able to answer this first question. There is an urgent need to invest in data collection and analysis. However, there is also a corresponding lack of resources and scientist looking at this problem, a situation that we are seeking to address through the use of citizen science and The Big Microplastic Survey. Not only does it address the evidence issue (GESAMP Challenge One) but it also engages with local communities and increases awareness, leading to changes in perceptions and behaviour (GESAMP Challenge Three)

Microfibres make up the largest proportion of secondary microplastics in the environment and unfortunately, research into their scale and distribution requires more advanced scientific research techniques. The problem with microfibers and microplastics less than 1mm in size, is that they are difficult to see and this has its own issues.

Our research highlighted that there is very much a reactive rather than proactive approach to the microplastic issue and an underlying feeling that whilst it is a critical environmental issue, the socio-economic impact, at the moment, is not significant enough to bring about any real change. As such, the approach is likely to remain reactionary, particularly outside of locally focussed organisations and groups. This attitude very much seems to be the result of the 'invisibility' of microplastics. Once again part of the solution is an urgent need for more research and an increase in awareness.

Question Two - What are the main sources of microplastic pollution, including microfibres?

This question was answered to some extent in Question 1. Plastic pollution can be found on coastlines all around the world and whilst a significant source is related to fishing gear lost at sea, over 80% of marine plastic has originated from land based. This is mainly due to the discharge of waste water, poor waste management and the fragmentation of plastic from landfills. These are areas where there is potential to reduce leakage into the environment. There should not be a focus on microfibers. In the UK plastic getting into the environment from wear on car tyres is around 70,000 tonnes per year. A more holistic approach to the issue of microplastics needs to be undertaken.

Question 3 - How comprehensive is our knowledge about the scale of microplastic pollution and its effects? What should the research priorities be?

This question was also answered in the reply to Question One. In order to engage with local communities and gather the type of quantities of evidence that we need to identify feasible solutions they need to be involved. For that reason it is suggested that research projects that also incorporate citizen science programmes should be supported.

Question Four - What is currently being done to minimise the release of microplastics into the environment? What more can be done, and by whom, to address this issue within Wales?

See the reply to Question One. We do not have specific knowledge regarding what is being undertaken specifically in Wales. However, part of the solution has to be a cradle to cradle approach in the manufacturing process of plastic products. The other key issue is to not try and address this problem in a piecemeal fashion which seems to be the approach by the UK Government. Banning or raising levies on single use products that appear to be the flavour of the month, whilst potentially vote winning, is unlikely to resolve the issue.

We have identified six key factors that need to be included in a strategic approach to resolving the issue:

- Science – There is a need to invest in science in order to separate the truth from social media hype. Without science we cannot formulate policy.
- Education – This applies to schools, business, industry and the general public. It should involve a strategic plan to increase the levels of awareness and change perceptions and behaviour.
- Innovation – The solutions are not based on doing the same thing using different materials, many of which do not have management process in place. Innovation requires investment and support.
- Alternatives – Any policy changes must examine the need for alternatives and ensure that these are in place. Failure to address this will result in policy changes not being accepted.
- Participation – Engagement with business, industry and the general public is essential
- Legislation – Policy must be supported by legislation but this should not be seen as the most important factor of any strategic planning. That said, establishing increased producer responsibility is likely to be based on legislation.

Mike Hedges AM
Chair, Climate Change, Environment and Rural Affairs Committee
National Assembly for Wales
Tŷ Hywel
Cardiff Bay
CF99 1NA

10 October 2018

Dear Mike

Petition P-05-829 Ban Single Use Plastic Items in Wales

As you will be aware, the Petitions Committee considered the following petition, which was submitted by Ban Plastic Straws Wales, for the first time on 25 September:

We call on the Welsh Assembly to ban all single use plastic items within Wales; It is estimated that the UK and US alone throw away around 550 million plastic straws every day. Although each one is used for an average of just 20 minutes, they take centuries to break down. During a clean-up organised by the Marine Conservation Society last year, an average of 138 pieces of food and drink-related waste were found on every 100m of UK beaches.

This needs to stop and the environment needs to become a priority.

At the meeting, Members agreed that I should write to you to share details of this petition with the Climate Change, Environment and Rural Affairs Committee in the context of its inquiry into microplastic pollution in Welsh rivers.

Further information on the Petitions Committee's consideration of the petition is available on the Assembly's website at:

<http://www.senedd.assembly.wales/ielIssueDetails.aspx?Ild=22578&Opt=3>

You will also be aware of three further petitions related to single use plastic currently under consideration by the Petitions Committee, which your Committee may also wish to be note in relation to its inquiry:


- 1 [**P-05-803 Our natural world is being poisoned by single use plastics...it's time to introduce a tax!**](#)



- 2 **P-05-822 Ban plastic straws (when drinking milk) in our schools**
- 3 **P-05-750 For single use items: introduce a Deposit Return System for drink containers and make fast food containers and utensils compostable**

Please contact the clerking team at SeneddPetitions@assembly.wales if you would like any further information.

Yours sincerely



David J Rowlands AC/AM
Cadeirydd/Chair



Document is Restricted